

2021-22 LCFF Budget Overview for Parents Data Input Sheet

Local Educational Agency (LEA) Name:	Magnolia Science Academy-6
CDS Code:	19-64733-0117648
LEA Contact Information:	Name: John Terzi Position: Principal Email: jterzi@magnoliapublicschools.org Phone: (310) 842-8555
Coming School Year:	2021-22
Current School Year:	2020-21

*NOTE: The "High Needs Students" referred to in the tables below are Unduplicated Students for LCFF funding purposes.

Projected General Fund Revenue for the 2021-22 School Year	Amount
Total LCFF Funds	\$852,263
LCFF Supplemental & Concentration Grants	\$208,968
All Other State Funds	\$200,022
All Local Funds	\$20,000
All federal funds	\$650,517
Total Projected Revenue	\$1,722,802

Total Budgeted Expenditures for the 2021-22 School Year	Amount
Total Budgeted General Fund Expenditures	\$1,673,885
Total Budgeted Expenditures in the LCAP	\$1,673,885
Total Budgeted Expenditures for High Needs Students in the LCAP	\$546,579
Expenditures not in the LCAP	\$0

Expenditures for High Needs Students in the 2020-21 School Year	Amount
Total Budgeted Expenditures for High Needs Students in the Learning Continuity Plan	\$224,600
Actual Expenditures for High Needs Students in Learning Continuity Plan	\$209,917

Funds for High Needs Students	Amount
2021-22 Difference in Projected Funds and Budgeted Expenditures	\$337,611
2020-21 Difference in Budgeted and Actual Expenditures	\$-14,683

Required Prompts(s)	Response(s)
Briefly describe any of the General Fund Budget Expenditures for the school year not included in the Local Control and Accountability Plan (LCAP).	All general fund budget expenditures have been included in the LCAP.
The total actual expenditures for actions and services to increase or improve services for high needs students in 2020-21 is less than the total budgeted	As explained in the LCP analysis, the differences are minor and mainly due to savings since the school was in distance learning most of the year. The planned actions and services were fully provided to high needs students.

expenditures for those planned actions and services. Briefly describe how this difference impacted the actions and services and the overall increased or improved services for high needs students in 2020-21.

LCFF Budget Overview for Parents

Local Educational Agency (LEA) Name: Magnolia Science Academy-6

CDS Code: 19-64733-0117648

School Year: 2021-22

LEA contact information:

John Terzi

Principal

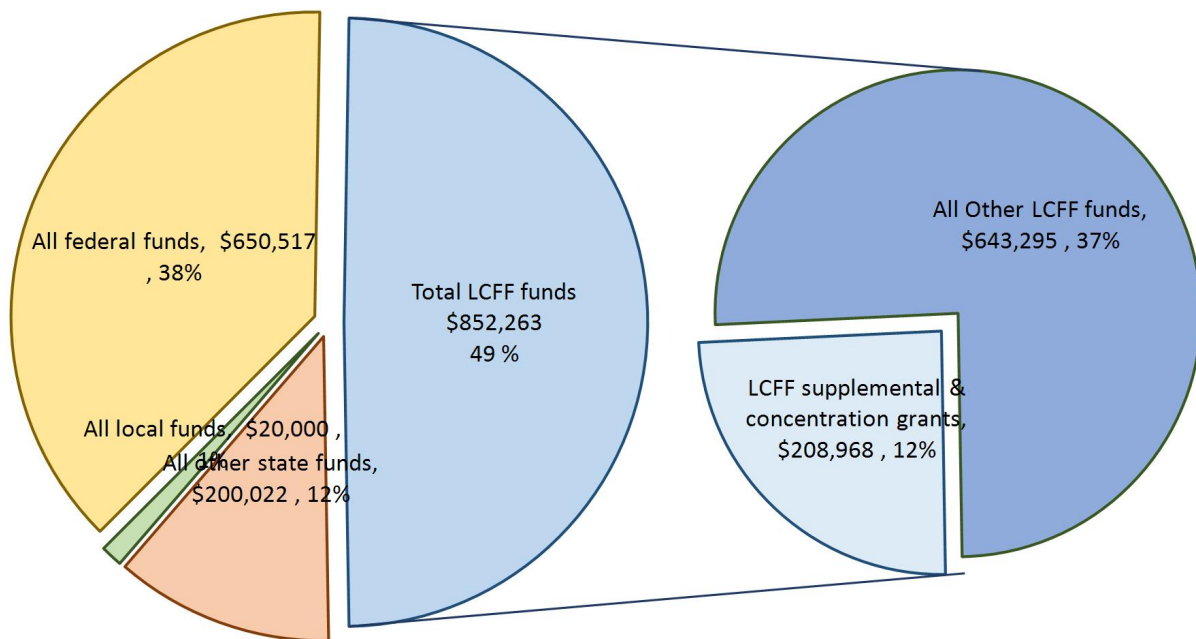
jterzi@magnoliapublicschools.org

(310) 842-8555

School districts receive funding from different sources: state funds under the Local Control Funding Formula (LCFF), other state funds, local funds, and federal funds. LCFF funds include a base level of funding for all LEAs and extra funding - called "supplemental and concentration" grants - to LEAs based on the enrollment of high needs students (foster youth, English learners, and low-income students).

Budget Overview for the 2021-22 School Year

Projected Revenue by Fund Source



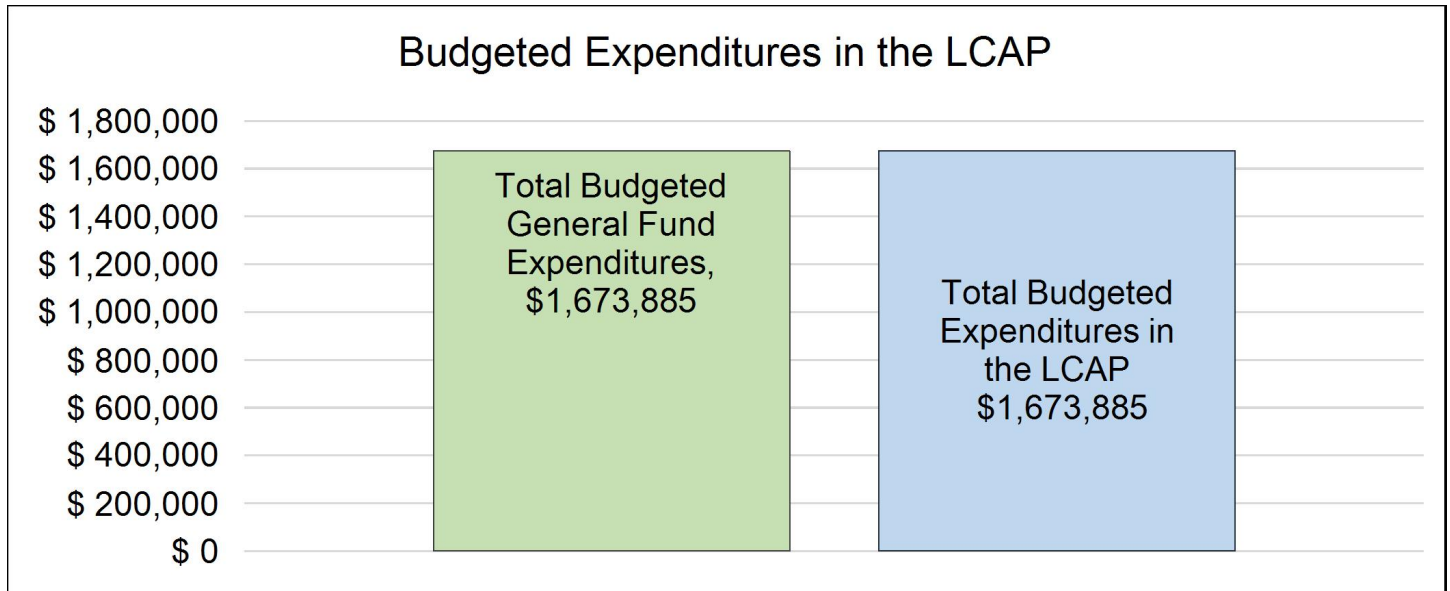
This chart shows the total general purpose revenue Magnolia Science Academy-6 expects to receive in the coming year from all sources.

The total revenue projected for Magnolia Science Academy-6 is \$1,722,802, of which \$852,263 is Local Control Funding Formula (LCFF), \$200,022 is other state funds, \$20,000 is local funds, and \$650,517 is

federal funds. Of the \$852,263 in LCFF Funds, \$208,968 is generated based on the enrollment of high needs students (foster youth, English learner, and low-income students).

LCFF Budget Overview for Parents

The LCFF gives school districts more flexibility in deciding how to use state funds. In exchange, school districts must work with parents, educators, students, and the community to develop a Local Control and Accountability Plan (LCAP) that shows how they will use these funds to serve students.



This chart provides a quick summary of how much Magnolia Science Academy-6 plans to spend for 2021-22. It shows how much of the total is tied to planned actions and services in the LCAP.

Magnolia Science Academy-6 plans to spend \$1,673,885 for the 2021-22 school year. Of that amount, \$1,673,885 is tied to actions/services in the LCAP and \$0 is not included in the LCAP. The budgeted expenditures that are not included in the LCAP will be used for the following:

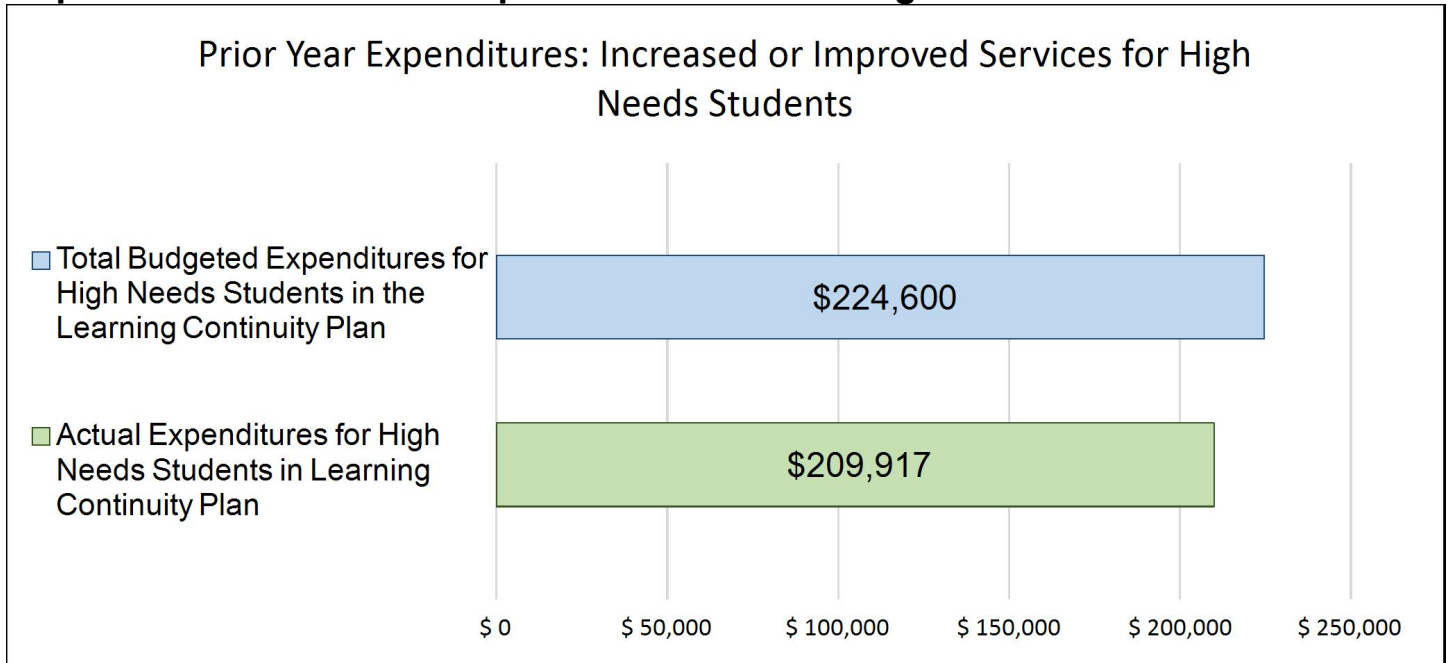
All general fund budget expenditures have been included in the LCAP.

Increased or Improved Services for High Needs Students in the LCAP for the 2021-22 School Year

In 2021-22, Magnolia Science Academy-6 is projecting it will receive \$208,968 based on the enrollment of foster youth, English learner, and low-income students. Magnolia Science Academy-6 must describe how it intends to increase or improve services for high needs students in the LCAP. Magnolia Science Academy-6 plans to spend \$546,579 towards meeting this requirement, as described in the LCAP.

LCFF Budget Overview for Parents

Update on Increased or Improved Services for High Needs Students in 2020-21



This chart compares what Magnolia Science Academy-6 budgeted last year in the Learning Continuity Plan for actions and services that contribute to increasing or improving services for high needs students with what Magnolia Science Academy-6 estimates it has spent on actions and services that contribute to increasing or improving services for high needs students in the current year.

In 2020-21, Magnolia Science Academy-6's Learning Continuity Plan budgeted \$224,600 for planned actions to increase or improve services for high needs students. Magnolia Science Academy-6 actually spent \$209,917 for actions to increase or improve services for high needs students in 2020-21.

As explained in the LCP analysis, the differences are minor and mainly due to savings since the school was in distance learning most of the year. The planned actions and services were fully provided to high needs students.

Annual Update for Developing the 2021-22 Local Control and Accountability Plan

Annual Update for the 2019–20 Local Control and Accountability Plan Year

LEA Name	Contact Name and Title	Email and Phone
Magnolia Science Academy-6	John Terzi Principal	jterzi@magnoliapublicschools.org (310) 842-8555

The following is the local educational agency’s (LEA’s) analysis of its goals, measurable outcomes and actions and services from the 2019-20 Local Control and Accountability Plan (LCAP).

Goal 1

EXCELLENCE: All students will pursue academic excellence and be college/career ready.

State and/or Local Priorities addressed by this goal:

State Priorities: Priority 1: Basic (Conditions of Learning)
 Priority 2: State Standards (Conditions of Learning)
 Priority 4: Pupil Achievement (Pupil Outcomes)
 Priority 8: Other Pupil Outcomes (Pupil Outcomes)

Local Priorities: N/A

Annual Measurable Outcomes

Expected	Actual
<p>Metric/Indicator Percentage of teachers who will be appropriately assigned and fully credentialed as required by law and the charter</p> <p>19-20 100%</p> <p>Baseline 100%</p>	<p>2019-20: 100%</p>
<p>Metric/Indicator Percentage of students who will have sufficient access to standards-aligned instructional materials</p> <p>19-20 100%</p> <p>Baseline 100%</p>	<p>2019-20: 100%</p>
<p>Metric/Indicator Percentage of items on facility inspection checklists in compliance/good standing</p> <p>19-20</p>	<p>2019-20: 100%</p>

Expected	Actual
<p>90%</p> <p>Baseline 90%</p>	
<p>Metric/Indicator Percentage of students performing proficient on the CAASPP-ELA/Literacy assessments (Grades 3-8):</p> <p>19-20 2019-20 (Expected):</p> <p>All Students: 3 percentage points up from the prior year</p> <p>English Learners: 1 percentage points up from the prior year</p> <p>Socioeconomically Disadvantaged: 1 percentage points up from the prior year</p> <p>Students with Disabilities: 1 percentage points up from the prior year</p> <p>Hispanic: 1 percentage points up from the prior year</p> <p>Baseline 2016-17 (Baseline):</p> <p>All Students: 43%</p> <p>English Learners: 5%</p> <p>Socioeconomically Disadvantaged: 41%</p> <p>Students with Disabilities: 14%</p>	<p>2018-19: **</p> <p>All Students: 46.26%</p> <p>English Learners: 12.51%</p> <p>Socioeconomically Disadvantaged: 44.96%</p> <p>Students with Disabilities: 9.68%</p> <p>African American: 50.00%</p> <p>Hispanic: 44.21%</p>

Expected	Actual
<p>Hispanic: 44%</p>	
<p>Metric/Indicator Change in Average Distance from Standard on the CASSPP-ELA/Literacy assessments (Grades 3-8)</p> <p>19-20 2019-20 (Expected):</p> <p>All Students: 1 points up from the prior year</p> <p>English Learners: 1 points up from the prior year</p> <p>Socioeconomically Disadvantaged: 2 points up from the prior year</p> <p>Students with Disabilities: 3 points up from the prior year</p> <p>Hispanic: 2 points up from the prior year</p> <p>Baseline 2016-17 (Baseline):</p> <p>All Students: 16.2 points below standard</p> <p>English Learners: 45 points below standard</p> <p>Socioeconomically Disadvantaged: 19.1 points below standard</p> <p>Students with Disabilities: 71.8 points below standard</p> <p>Hispanic: 16.2 points below standard</p>	<p>2018-19: **</p> <p>All Students: 16.3 points below standard</p> <p>English Learners: 48.3 points below standard</p> <p>Socioeconomically Disadvantaged: 19.7 points below standard</p> <p>Students with Disabilities: 97.8 points below standard</p> <p>African American: 7.1 points below standard</p> <p>Hispanic: 21.4 points below standard</p>

Expected	Actual
<p>Metric/Indicator Percentage of students meeting their growth targets on the MAP-Reading assessment (Grades 3-10)</p> <p>19-20 2019-20 (Expected):</p> <p>All Students: 2 percentage points up from the prior year</p> <p>English Learners: 2 percentage points up from the prior year</p> <p>Socioeconomically Disadvantaged: 2 percentage points up from the prior year</p> <p>Students with Disabilities: 2 percentage points up from the prior year</p> <p>Hispanic: 2 percentage points up from the prior year</p> <p>Baseline 2016-17 (Baseline):</p> <p>All Students: 48%</p> <p>English Learners: 39%</p> <p>Socioeconomically Disadvantaged: 46%</p> <p>Students with Disabilities: 64%</p> <p>Hispanic: 40%</p>	<p>2018-19:**</p> <p>All Students: 59.4%</p> <p>English Learners: 48.2%</p> <p>Socioeconomically Disadvantaged: 56.4%</p> <p>Students with Disabilities: 55.6%</p> <p>African American: 57.1%</p> <p>Hispanic: 58.7%</p>

Expected	Actual
<p>Metric/Indicator Percentage of students performing proficient on the CAASPP-Mathematics assessments(Gra des 3-8):</p> <p>19-20 2019-20 (Expected):</p> <p>All Students: 3 percentage points up from the prior year</p> <p>English Learners: 1percentage points up from the prior year</p> <p>Socioeconomically Disadvantaged: 2 percentage points up from the prior year</p> <p>Students with Disabilities: 1 percentage points up from the prior year</p> <p>Hispanic: 2 percentage points up from the prior year</p> <p>Baseline 2016-17 (Baseline):</p> <p>All Students: 25%</p> <p>English Learners: 5%</p> <p>Socioeconomically Disadvantaged: 25%</p> <p>Students with Disabilities: 12%</p> <p>Hispanic: 25%</p>	<p>2018-19 : **</p> <p>All Students: 38.36%</p> <p>English Learners: 12.51%</p> <p>Socioeconomically Disadvantaged: 38.28%</p> <p>Students with Disabilities: 12.9%</p> <p>African American: 35.71%</p> <p>Hispanic: 36.50%</p>

Expected	Actual
<p>Metric/Indicator Change in Average Distance from Standard on the CASSPP-Mathematics assessments (Grades 3-8)</p> <p>19-20 2019-20 (Expected):</p> <p>All Students: 3 points up from the prior year</p> <p>English Learners: 3 points up from the prior year</p> <p>Socioeconomically Disadvantaged: 3 points up from the prior year</p> <p>Students with Disabilities: 3 points up from the prior year</p> <p>Hispanic: 3 points up from the prior year</p> <p>Baseline 2016-17 (Baseline):</p> <p>All Students: 75.3 points below standard</p> <p>English Learners: 104.8 points below standard</p> <p>Socioeconomically Disadvantaged: 76.4 points below standard</p> <p>Students with Disabilities: 116.3 points below standard</p> <p>Hispanic: 76.6 points below standard</p>	<p>2018-19: **</p> <p>All Students: 35.9 points below standard</p> <p>English Learners: 61.1 points below standard</p> <p>Socioeconomically Disadvantaged: 39.4 points below standard</p> <p>Students with Disabilities: 98.5 points below standard</p> <p>African American: 35.0 points below standard</p> <p>Hispanic: 41.6 points below standard</p>
<p>Metric/Indicator Percentage of students meeting their growth targets on the MAP-Mathematics assessment (Grades 3-10)</p>	<p>2018-19: **</p> <p>All Students: 50.4%</p> <p>English Learners: 48.3%</p>

Expected	Actual
<p>19-20 2019-20 (Expected):</p> <p>All Students: 2 percentage points up from the prior year</p> <p>English Learners: 2 percentage points up from the prior year</p> <p>Socioeconomically Disadvantaged: 2 percentage points up from the prior year</p> <p>Students with Disabilities: 2 percentage points up from the prior year</p> <p>Hispanic: 2 percentage points up from the prior year</p> <p>Baseline 2016-17 (Baseline):</p> <p>All Students: 40%</p> <p>English Learners: 40%</p> <p>Socioeconomically Disadvantaged: 40%</p> <p>Students with Disabilities: 40%</p> <p>Hispanic: 40%</p>	<p>Socioeconomically Disadvantaged: 46.5%</p> <p>Students with Disabilities: 48.2%</p> <p>African American: 58.3%</p> <p>Hispanic: 40.0%</p> <p>White: 75.0%</p>
<p>Metric/Indicator Percentage of EL students making annual progress in learning English as measured by the ELPAC</p> <p>19-20 Maintain</p>	<p>2018-2019: ** 44.8%</p>

Expected	Actual
Baseline 91%	
Metric/Indicator Percentage of ELs reclassified to Fluent English Proficient (RFEP) annually 19-20 1 percentage point up from the prior year Baseline 64%	2018-2019: ** 4 students 12.5%
Metric/Indicator Percentage of students who will receive a grade of “C” or better (or perform “proficient” on the related state standardized tests) in core subjects and electives 19-20 1 percentage point up from the prior year Baseline 80%	2019-2020:** 97%

Actions / Services

Planned Actions/Services	Budgeted Expenditures	Actual Expenditures
Charter School will conduct credential review as part of teacher hiring process and support our teachers’ credentialing needs. Charter School will also annually review master schedule/teacher assignments to ensure compliance. For Actions/Services not included as contributing to meeting the Increased or Improved Services Requirement: Students to be Served All Location(s) All Schools	\$7,000 BTSA expenses (Title II) 5000-5999: Services And Other Operating Expenditures Title II \$7,000 \$5,000 (5000)(Base); \$3,000 EL authorization expenses (CLAD) (5000)(Base) 5000-5999: Services And Other Operating Expenditures LCFF Base \$8,000	\$4,000 BTSA expenses (Title II) 5000-5999: Services And Other Operating Expenditures Title II \$4,000 \$0 EL authorization expenses (CLAD) (5000)(Base) 5000-5999: Services And Other Operating Expenditures LCFF Base 0

Planned Actions/Services	Budgeted Expenditures	Actual Expenditures
<p>Charter School will annually review alignment of instructional materials to standards and keep an inventory of instructional materials and corresponding purchase of materials. Charter School will annually review budget and plan to ensure adequate budget for instructional materials.</p> <p>For Actions/Services not included as contributing to meeting the Increased or Improved Services Requirement:</p> <p>Students to be Served All</p> <p>Location(s) All Schools</p>	<p>\$20,000 Books (4000)(Base) 4000-4999: Books And Supplies LCFF Base \$25,000</p> <p>\$5,000 Instructional materials (5000)(Lottery) 4000-4999: Books And Supplies Lottery \$5,000</p>	<p>\$35,000 Books (4000)(Base) 4000-4999: Books And Supplies LCFF Base 35,000</p> <p>\$4,000 Instructional materials (5000)(Lottery) 4000-4999: Books And Supplies Lottery \$4,000</p>
<p>Charter School will do annual and monthly facility inspections to screen for safety hazards. Daily general cleaning by custodial staff will maintain campus cleanliness.</p> <p>For Actions/Services not included as contributing to meeting the Increased or Improved Services Requirement:</p> <p>Students to be Served All</p> <p>Location(s) All Schools</p>	<p>\$2,500 Janitorial services (5000)(Base) 5000-5999: Services And Other Operating Expenditures LCFF Base \$2,500</p>	<p>\$1,250 Janitorial services (5000)(Base) 5000-5999: Services And Other Operating Expenditures LCFF Base \$1,250</p>
<p>Charter School will ensure curricula and assessments are aligned to the standards and that teachers participate in professional development on the implementation of standards (CCSS, NGSS, etc.) Teachers will be provided with instructional guidance and feedback through classroom visits.</p>	<p>\$1,000 Professional Development (5000)(Base); \$664 TeachBoost fees (5000)(Base). 5000-5999: Services And Other Operating Expenditures LCFF Base \$1,664</p>	<p>\$915 Professional Development (5000)(Base), \$840 TeachBoost fees (5000)(Base). 5000-5999: Services And Other Operating Expenditures LCFF Base \$1,755</p>

Planned Actions/Services	Budgeted Expenditures	Actual Expenditures
<p>For Actions/Services not included as contributing to meeting the Increased or Improved Services Requirement:</p> <p>Students to be Served All</p> <p>Location(s) All Schools</p>		
<p>Charter School will provide services to ELs by proficiency level and provide ELD instruction aligned to the CA ELD standards and framework. Charter School will provide our ELs with core and supplemental ELD instructional materials and provide our teachers with PD focused on ELD standards. Our EL coordinator will monitor EL student progress in program implementation according to our EL Master Plan.</p> <p>For Actions/Services included as contributing to meeting the Increased or Improved Services Requirement:</p> <p>Students to be Served English Learners</p> <p>Scope of Services Limited to Unduplicated Student Group(s)</p> <p>Locations All Schools</p>	<p>\$4,000 EL Coordinator salary (1000)(S&C); \$1,000 Benefits (3000)(S&C) 1000-3000: Salary and Benefits Supplemental and Concentration \$5,000</p>	<p>\$4,000 EL Coordinator salary (1000)(S&C); \$1,000 Benefits (3000)(S&C) 1000-3000: Salary and Benefits Supplemental and Concentration \$5,000</p>
<p>Charter School teachers will provide instruction using integrated ELD instructional strategies as outlined in the CHATS framework (and other research based strategies such as SDAIE) to all students, including ELs. Charter School will provide culturally and linguistically relevant materials for students. ELs will receive further in-class instructional support which includes one-on-one teacher support and small group instruction.</p> <p>Charter School will strive to provide bilingual instructional assistants to provide primary language support to enable students to access content</p>	<p>\$1,000 Professional Development on ELD strategies and substitute services for PD days (5000)(S&C) 5000-5999: Services And Other Operating Expenditures Supplemental and Concentration \$1,000</p>	<p>\$0 Professional Development on ELD strategies and substitute services for PD days (5000)(S&C) 5000-5999: Services And Other Operating Expenditures Supplemental and Concentration \$0</p>

Planned Actions/Services	Budgeted Expenditures	Actual Expenditures
<p>area instruction while gaining language proficiency. Charter School will ensure that teachers participate in PD on ELD instructional strategies and CHATS framework.</p> <p>For Actions/Services included as contributing to meeting the Increased or Improved Services Requirement:</p> <p>Students to be Served English Learners</p> <p>Scope of Services LEA-wide</p> <p>Locations All Schools</p>		
<p>During the day, Charter School will provide additional supports and interventions to all students, including ELs.</p> <p>For Actions/Services included as contributing to meeting the Increased or Improved Services Requirement:</p> <p>Students to be Served English Learners Foster Youth Low Income</p> <p>Scope of Services LEA-wide</p> <p>Locations All Schools</p>	<p>\$22,000 Teacher aide salary (5000)(Base) and \$6,600 Benefits (3000) (Base) 2000-2999: Classified Personnel Salaries LCFF Supplemental and Concentration \$28,600</p> <p>\$6,600 Benefits (3000) (Base) 3000-3999: Employee Benefits LCFF Supplemental and Concentration \$6,600</p>	<p>23,997 Teacher aide salary (5000)(Base) and 2000-2999: Classified Personnel Salaries LCFF Supplemental and Concentration \$23,997</p> <p>\$7,200 Benefits (3000) (Base) 3000-3999: Employee Benefits LCFF Supplemental and Concentration \$7,200</p>
<p>Charter School will provide additional supports and interventions to all students, including ELs, during after school hours and on Saturday.</p>	<p>\$19,000 After school teacher stipends (1000)(Title I) and \$3,750 Benefits (3000) (Title I) 1000-3000: Salary and Benefits Title I \$22,750</p>	<p>\$14,740 After school teacher stipends (1000)(Title I) and \$3,685 Benefits (3000) (Title I)</p>

Planned Actions/Services	Budgeted Expenditures	Actual Expenditures
<p>For Actions/Services included as contributing to meeting the Increased or Improved Services Requirement:</p> <p>Students to be Served English Learners Foster Youth Low Income</p> <p>Scope of Services LEA-wide</p> <p>Locations All Schools</p>		1000-3000: Salary and Benefits Title I \$18,425
<p>Charter School will synthesize CAASPP and MAP student achievement and growth data, as well as course grades, and other state and internal assessment scores, into reports and regularly review progress towards targets.</p> <p>For Actions/Services not included as contributing to meeting the Increased or Improved Services Requirement:</p> <p>Students to be Served All</p> <p>Location(s) All Schools</p>	<p>\$85,512 Dean of academics salary (1000)(Base); \$21,378 Benefits (3000)(Base); 1000-3000: Salary and Benefits LCFF Supplemental and Concentration \$106,890</p> <p>\$2,145 Illuminate SIS &DnA (5000)(Base); 5000-5999: Services And Other Operating Expenditures LCFF Supplemental and Concentration \$2,145</p> <p>\$2,063 NWEA (MAP testing fees) (5000)(Title I) 5000-5999: Services And Other Operating Expenditures Title I \$2063</p>	<p>\$85,512 Dean of academics salary (1000)(Base); \$21,378 Benefits (3000)(Base); 1000-3000: Salary and Benefits LCFF Supplemental and Concentration \$106,890</p> <p>\$1,651 Illuminate SIS &DnA (5000)(Base); 5000-5999: Services And Other Operating Expenditures LCFF Supplemental and Concentration \$1,651</p> <p>\$1,675 NWEA (MAP testing fees) (5000)(Title I) 5000-5999: Services And Other Operating Expenditures Title I \$1,675</p>

Goal Analysis

A description of how funds budgeted for Actions/Services that were not implemented were used to support students, families, teachers, and staff.

Goal 1, Action 1: BTSA - Budgeted was \$7000 and the Actual was \$4000. We had budgeted more money in case of hiring a first year teacher without a cleared credential, but the new teacher we hired had a clear credential so we only ended up supporting one teacher with finishing her BTSA program; EL Authorization - in case of hiring an outside of State teacher who would need EL authorization, we budgeted this expense but the new teacher had her EL.

Goal 1, Action 2: Textbooks - Budgeted was \$5000 and the Actual was \$4000. We adopted State's Next Generation Science Standards (NGSS) and purchased McGraw Hill's CA Inspire science books. Due to our agreement with McGraw Hill, we purchased next year's books and paid next year's books too; Instructional materials - Due to school closures in mid March, we couldn't spend some of the money for the materials.

Goal 1, Action 3: Janitorial Supplies - Budgeted was \$2500 and the Actual was \$1250. We didn't spend all money due to school closure caused by COVID-19.

Goal 1, Action 4: TeachBoost fees - Budgeted was \$1664 and the Actual was \$1755. Our evaluation program's Teachboost fee increased little bit this year.

Goal 1, Action 6: Budgeted was \$1000 and the Actual was \$0. Professional Development on ELD Strategies - The scheduled PDs were cancelled due to closures caused by COVID-19

Goal 1, Action 7: Budgeted was \$6600 and the Actual was \$7200 Teacher aide salary - We hired a full time hourly teacher aide in order to support all students. That caused little increase for her benefits. However, due to her personal hours and school closures she had less hours and we didn't finish the budgeted amount.

Goal 1, Action 8: Budgeted was \$22750 and the Actual was \$18425. After school teacher stipends - We spent less money for after-school due to school closure caused by COVID-19.

Goal 1, Action 9: Illuminate SIS &DnA and NWEA (MAP testing fees) - We spent less money due to having less students for these services.

A description of the successes and challenges in implementing the actions/services to achieve the goal.

We have implemented all of the actions/services described above to achieve our EXCELLENCE goal. We are compliant with our teacher assignments; we offer standards-based instruction and our students have sufficient access to standards-aligned instructional materials; we do facility inspections periodically; we regularly review student performance data and progress towards targets with our staff and continue to provide additional support and intervention to all students, including ELs, during the school day, after school hours, and during Saturday School; we provide our ELs with designated and integrated EL instruction. We also provide ELD class for ELs on a daily basis. Students attended field trips and participated in school events that promoted college and career readiness such as CA science center field trip, school-wide science fair, etc.

Goal 2

INNOVATION: All students will become independent, innovative scholars.

State and/or Local Priorities addressed by this goal:

State Priorities: Priority 7: Course Access (Conditions of Learning)
Priority 8: Other Pupil Outcomes (Pupil Outcomes)

Local Priorities: N/A

Annual Measurable Outcomes

Expected	Actual
<p>Metric/Indicator Percentage of the programs and services outlined in the charter petition that will be provided as measured by student interest surveys for elective courses and programs, master school schedule, and class rosters</p> <p>19-20 100%</p> <p>Baseline 100%</p>	<p>2019-20: 100%</p>
<p>Metric/Indicator Percentage of students who will have sufficient access to all academic and educational programs provided by the Charter School as measured by student interest surveys for elective courses and programs, master school schedule, and class rosters</p> <p>19-20 100%</p> <p>Baseline 100%</p>	<p>2019-20: 100%</p>
<p>Metric/Indicator</p>	<p>2019-20: ** 1.5%</p>

Expected	Actual
<p>Percentage of students enrolled in the Charter School's grades 6-8 who take the Accelerated and/or Advanced Math class and/or Advanced Math club</p> <p>19-20 5%</p> <p>Baseline 5%</p>	
<p>Metric/Indicator Percentage of our graduates who will have taken a Computer/Technology class and/or experienced blended learning in their program of study</p> <p>19-20 100%</p> <p>Baseline 100%</p>	<p>2019-20: 100%</p>
<p>Metric/Indicator Percentage of students who will have created or demonstrated a STEAM focused project, experiment, model or demo</p> <p>19-20 100%</p> <p>Baseline 100%</p>	<p>2019-20: 100%</p>

Actions / Services

Planned Actions/Services	Budgeted Expenditures	Actual Expenditures
<p>Charter School will provide students with a broad array of courses including core subjects (English, mathematics, social sciences, and science) and electives as outlined in its charter petition. Charter School will also provide all other academic programs and services outlined in its charter petition, certain programs and services being dependent on student need and interest.</p>	<p>\$436,948 Teacher salaries (1000)(Base); \$74,935 Benefits (3000)(Base); 1000-3000: Salary and Benefits LCFF Base \$511,883</p>	<p>\$375,622 Teacher salaries (1000)(Base); \$240,199 Benefits (3000)(Base) 1000-3000: Salary and Benefits LCFF Base \$615,821</p>

Planned Actions/Services	Budgeted Expenditures	Actual Expenditures
<p>For Actions/Services not included as contributing to meeting the Increased or Improved Services Requirement:</p> <p>Students to be Served All</p> <p>Location(s) All Schools</p>	<p>\$13,366 Online programs (4000)(Base) 4000-4999: Books And Supplies LCFF Base \$13,366</p> <p>\$10,000 Field trip expenses (5000)(Donations) 5000-5999: Services And Other Operating Expenditures Base; Donations \$10,000</p>	<p>\$12,437 Online programs (4000)(Base) 4000-4999: Books And Supplies Concentration \$12,437</p> <p>\$5,053 Field trip expenses (5000)(Donations) 5000-5999: Services And Other Operating Expenditures Base; Donations \$5,053</p>
<p>Charter School will design its master schedule to meet the needs of its students to ensure all academic content areas are available to all students, including student groups.</p> <p>For Actions/Services not included as contributing to meeting the Increased or Improved Services Requirement:</p> <p>Students to be Served All</p> <p>Location(s) All Schools</p>	<p>\$95,736 1 Principal (1000)(Base); \$23,934 Benefits (3000)(Base) 1000-3000: Salary and Benefits LCFF Base \$119,670</p>	<p>\$95,736 1 Principal (1000)(Base); \$23,934 Benefits (3000)(Base) 1000-3000: Salary and Benefits LCFF Base \$119,670</p>
<p>Charter School will offer Accelerated and/or Advanced Math class and/or Advanced Math club to students in grades 6-8.</p> <p>For Actions/Services not included as contributing to meeting the Increased or Improved Services Requirement:</p> <p>Students to be Served All</p> <p>Location(s) All Schools</p>	<p>\$55,792 1 Accelerated/Advanced Math teacher salary (1000)(Base) and \$13,948 benefits (3000)(Base) [Duplicated Expense: See Goal 2: Action 1 1000-3000: Salary and Benefits LCFF Supplemental and Concentration \$69,740</p>	<p>\$55,792 1 Accelerated/Advanced Math teacher salary (1000)(Base) and \$13,948 benefits (3000)(Base) [Duplicated Expense: See Goal 2: Action 1 1000-1999: Certificated Personnel Salaries LCFF Supplemental and Concentration \$69,740</p>
<p>Charter School will offer Computer/Technology classes and/or blended learning experience for our students. Charter School will also keep its technology up to date. Charter School teachers will participate in PD on Blended Learning.</p>	<p>\$63,773 1 Computer/Technology teacher salary (\$51,018) and benefits (\$12,755) (1000)(3000)(Base) [Duplicated</p>	<p>Computer/Technology teacher salary (\$51,018) and benefits (\$12,755) 1000-3000: Salary and Benefits LCFF Base \$63,773</p>

Planned Actions/Services	Budgeted Expenditures	Actual Expenditures
<p>For Actions/Services not included as contributing to meeting the Increased or Improved Services Requirement:</p> <p>Students to be Served All</p> <p>Location(s) All Schools</p>	<p>Expense: See Goal 2: Action 1];</p> <p>1000-3000: Salary and Benefits LCFF Base \$93,073</p> <p>\$5,000 Computers (5000) (Base); \$24,300 Technology expenses (5000)(Base) 6000-6999: Capital Outlay LCFF Base \$29,300</p>	<p>\$10,000 Smart TV, \$9,542 Technology expenses 6000-6999: Capital Outlay LCFF Base \$19,542</p>
<p>Charter School will provide opportunities for students during the day and after school to create or demonstrate a STEAM focused project, experiment, model or demo. Charter School will also provide information and access to quality out-of school STEAM activities and achievements.</p> <p>For Actions/Services not included as contributing to meeting the Increased or Improved Services Requirement:</p> <p>Students to be Served All</p> <p>Location(s) All Schools</p>	<p>\$3,000 Science materials and STEAM Expo \$2,000 (4000)(Base) 4000-4999: Books And Supplies LCFF Base \$5,000</p>	<p>\$550 Science materials 4000-4999: Books And Supplies LCFF Base \$550</p>

Goal Analysis

A description of how funds budgeted for Actions/Services that were not implemented were used to support students, families, teachers, and staff.

Goal 2, Action 1: We budgeted \$511883 and the actual was \$615821. Teacher salaries and benefits - We spent more money for the salaries and benefits due to salary increases of staff. We also hired a veteran teacher whose salary was little higher than others;

Online programs - We budgeted \$13366 and the actual was \$12437. We spent less money because we had less students this year;

Field Trips - We budgeted \$10000 and the actual was \$5053. less money was spent due to school closure caused by COVID-19.

Goal 2, Action 4: We budgeted \$93073 and the actual was \$63773. Computer/Technology teacher salary and benefits - Computer class taught by a beginning teacher and we spent less money for her salary and benefits;

Computers and Technology expenses - We budgeted \$29300 and the actual was \$19542. Due to having less students this year, we didn't have to purchase many Chromebooks and spent less money.

Goal 2, Action 5: We budgeted \$5000 and the actual was \$550. We couldn't use the budgeted money for STEAM Expo project supplies and materials due to the school closure caused by COVID-19.

A description of the successes and challenges in implementing the actions/services to achieve the goal.

We will maintain our goal and expected outcomes, metrics, and actions and services. We have updated our budget for the upcoming school year based on technology needs and input from all stakeholders. We will continue to provide all the actions/services for this goal with minor adjustments based on student and school needs. The updated outcomes and actions/services can be found in the Goals, Actions, & Services section of the LCAP.

Goal 3

CONNECTION: All students, families, staff, and other stakeholders will feel a sense of community and connectedness.

State and/or Local Priorities addressed by this goal:

State Priorities: Priority 3: Parental Involvement (Engagement)
 Priority 5: Pupil Engagement (Engagement)
 Priority 6: School Climate (Engagement)

Local Priorities: N/A

Annual Measurable Outcomes

Expected	Actual
<p>Metric/Indicator Number of SSC meetings per year</p> <p>19-20 4</p> <p>Baseline 4</p>	<p>2019-20: 4</p>
<p>Metric/Indicator Number of ELAC meetings per year</p> <p>19-20 4</p> <p>Baseline 4</p>	<p>2019-20: 4</p>
<p>Metric/Indicator Number of PTF meetings per year</p> <p>19-20 8</p> <p>Baseline 8</p>	<p>2019-20: 8</p>

Expected	Actual
Metric/Indicator Number of activities/events for parent involvement per year 19-20 5 Baseline 5	2019-20: 5
Metric/Indicator Frequency of SIS record updates 19-20 Daily/Weekly Baseline Daily/Weekly	2019-20: Daily/weekly
Metric/Indicator Number of progress reports sent to parents per year 19-20 4 Baseline 4	2019-20: 4
Metric/Indicator Percentage of students who have been home-visited by the teachers per year 19-20 25% Baseline 20%	2019-20:** 25%
Metric/Indicator ADA rate 19-20 97% Baseline	2019-20: ** 95.76%

Expected	Actual
97%	
Metric/Indicator Chronic absenteeism rate 19-20 5% Baseline 4%	2019-20:** 11.3%
Metric/Indicator Middle school dropout rate 19-20 0% Baseline 0%	2019-20: ** 0%
Metric/Indicator Student suspension rate 19-20 0% Baseline 0%	2019-20: ** 0%
Metric/Indicator Student expulsion rate 19-20 0% Baseline 0%	2019-20: ** 0%
Metric/Indicator School experience survey participation rates 19-20 Students: 98%	2019-20 ** Students: 95% Families: 90% Staff: 100%

Expected	Actual
<p>Families: 70%</p> <p>Staff: 95%</p> <p>Baseline Students: 98%</p> <p>Families: 65%</p> <p>Staff: 95%</p>	
<p>Metric/Indicator School experience survey average approval rates</p> <p>19-20 Students: 70%</p> <p>Families: 95%</p> <p>Staff: 90%</p> <p>Baseline Students: 75%</p> <p>Families: 95%</p> <p>Staff: 90%</p>	<p>2019-20:** Students: 68% Families: 99% Staff: 95%</p>

Actions / Services

Planned Actions/Services	Budgeted Expenditures	Actual Expenditures
<p>Charter School will seek parent input in making decisions for the school through quarterly SSC, ELAC, and PTF meetings.</p> <p>For Actions/Services not included as contributing to meeting the Increased or Improved Services Requirement:</p> <p>Students to be Served All</p> <p>Location(s) All Schools</p>	<p>\$2,000 Parent meeting expenses (1000)(Title I) 1000-1999: Certificated Personnel Salaries Title I \$2,000</p> <p>\$2,000 Parent meeting expenses (2000)(Title I) 1000-1999: Certificated Personnel Salaries Title I \$2,000</p>	<p>\$2,092 Parent meeting expenses (4000)(Title I) 1000-1999: Certificated Personnel Salaries Title I \$2092</p> <p>\$1120 Parent meeting expenses (4000)(Title I) 1000-1999: Certificated Personnel Salaries Title I \$1120</p>
<p>Charter School will host parent activities/events, including Student/Parent Orientation, Back to School Night, and parent conferences to promote parental participation in programs.</p> <p>For Actions/Services not included as contributing to meeting the Increased or Improved Services Requirement:</p> <p>Students to be Served All</p> <p>Location(s) All Schools</p>	<p>\$1,000 Parent activities/events expenses (4000)(Base) 4000-4999: Books And Supplies Base; Donations \$1,000</p>	<p>\$73 Parent activities/events expenses (4000)(Base) 4000-4999: Books And Supplies Base; Donations \$73</p>
<p>Charter School will provide parents with access to course material, homework assignments, projects, and records of students' grades through SIS, an online web portal. Charter School will communicate further with the parents of students who are performing below grade level.</p> <p>For Actions/Services not included as contributing to meeting the Increased or Improved Services Requirement:</p> <p>Students to be Served All</p> <p>Location(s) All Schools</p>	<p>\$1,000 ParentSquare (5000)(Base) 5000-5999: Services And Other Operating Expenditures LCFF Base \$1,000</p>	<p>\$780 ParentSquare (5000)(Base) 5000-5999: Services And Other Operating Expenditures LCFF Supplemental and Concentration \$780</p>

Planned Actions/Services	Budgeted Expenditures	Actual Expenditures
<p>Charter School teachers will visit students at their homes to discuss student progress and enhance student learning and involvement.</p> <p>For Actions/Services included as contributing to meeting the Increased or Improved Services Requirement:</p> <p>Students to be Served English Learners Foster Youth Low Income</p> <p>Scope of Services LEA-wide</p> <p>Locations All Schools</p>	<p>\$4,000 Home visit compensation (1000)(Title I) \$1,000 Benefits (3000)(Title I) [Duplicated Expense: See Goal 2: Action 1] 1000-3000: Salary and Benefits Title I \$5,000</p>	<p>\$5650 Home visit compensation (1000)(Title I) \$1,000 Benefits (3000)(Title I) [Duplicated Expense: See Goal 2: Action 1] 1000-3000: Salary and Benefits Title I \$6650</p>
<p>Charter School will provide a safe, nurturing, and engaging learning environment for all our students and families. Academic and social-emotional support will be provided to address student needs.</p> <p>For Actions/Services included as contributing to meeting the Increased or Improved Services Requirement:</p> <p>Students to be Served English Learners Foster Youth Low Income</p> <p>Scope of Services LEA-wide</p> <p>Locations All Schools</p>	<p>\$7,000 School counselors by CSUN (5000)(Title I); \$34,000 Business-Etiquette Program (\$15851)(5000)(Title I) (\$6,853)(Base) (\$11296)(Title IV) 5000-5999: Services And Other Operating Expenditures S & C; Title I \$41,000</p>	<p>\$3,825 School counselors by CSUN (5000)(Title I); \$34,000 Business-Etiquette Program (\$15851)(5000)(Title I) (\$6,853)(Base) (\$11296)(Title IV) 5000-5999: Services And Other Operating Expenditures S & C; Title I \$37,825</p>
<p>Charter School will inform parents and students of attendance policies specified in the Student/Parent Handbook and encourage and support student attendance.</p>	<p>\$86,384 1 Office Manager and 1 Office Clerk salaries (2000)(Base); 2000-2999:</p>	<p>\$63,951 1 Office Manager and 1 Office Clerk salaries (2000)(Base)</p>

Planned Actions/Services	Budgeted Expenditures	Actual Expenditures
<p>For Actions/Services not included as contributing to meeting the Increased or Improved Services Requirement:</p> <p>Students to be Served All</p> <p>Location(s) All Schools</p>	<p>Classified Personnel Salaries LCFF Base \$86,384</p> <p>\$25,915 Benefits (3000)(Base); 3000-3999: Employee Benefits LCFF Base \$25,915</p>	<p>2000-2999: Classified Personnel Salaries LCFF Base \$63,951</p> <p>\$19,185 Benefits (3000)(Base); 3000-3999: Employee Benefits LCFF Base \$19,185</p>
<p>Charter School will annually assess its suspension/expulsion policies and procedures and document and implement alternatives to suspension/expulsion, including restorative practices.</p> <p>For Actions/Services not included as contributing to meeting the Increased or Improved Services Requirement:</p> <p>Students to be Served All</p> <p>Location(s) All Schools</p>	<p>\$86,000 1 Dean of Students (1000)(Base); \$22,000 Benefits (3000)(Base) Duplicated Goal 1 Action 9 1000-3000: Salary and Benefits LCFF Base \$108,000</p>	<p>\$86,000 1 Dean of Students (1000)(Base); \$22,000 Benefits (3000)(Base) Duplicated Goal 1 Action 9 1000-3000: Salary and Benefits LCFF Base \$108,000</p>
<p>Charter School staff will acknowledge and encourage positive student behavior and improvements. Teachers will establish classroom management procedures, foster positive relationships, and help create an atmosphere of trust, respect, and high expectations.</p>	<p>\$1,000 PD on PBIS, restorative practices, classroom management (5000)(Base) 5000-5999: Services And Other Operating Expenditures LCFF Base \$1,000</p>	<p>\$0 PD on PBIS, restorative practices, classroom management (5000)(Base) 5000-5999: Services And Other Operating Expenditures LCFF Base \$0</p>

Planned Actions/Services	Budgeted Expenditures	Actual Expenditures
<p>For Actions/Services included as contributing to meeting the Increased or Improved Services Requirement:</p> <p>Students to be Served English Learners Foster Youth Low Income</p> <p>Scope of Services LEA-wide</p> <p>Locations All Schools</p>		
<p>Charter School will annually administer school experience surveys to students, parents, and staff.</p> <p>For Actions/Services not included as contributing to meeting the Increased or Improved Services Requirement:</p> <p>Students to be Served All</p> <p>Location(s) All Schools</p>	<p>\$563 Panorama Education surveys (5000)(Base) 5000-5999: Services And Other Operating Expenditures LCFF Base \$563</p>	<p>\$578 Panorama Education surveys (5000)(Base) 5000-5999: Services And Other Operating Expenditures LCFF Base \$578</p>

Goal Analysis

A description of how funds budgeted for Actions/Services that were not implemented were used to support students, families, teachers, and staff.

Goal 3, Action 1: Parent meeting expenses - We budgeted \$2000 and spent \$1120. We have differences between Budgeted and Estimated Actual Expenditures due to the pandemic and shifting from in-person meetings to online meetings.

Goal 3, Action 2: Parent activities/events expenses - We budgeted \$1000 and spent \$73. We had to cancel some parent activities due to COVID-19.

Goal 3, Action 3: ParentSquare - We budgeted \$1000 and spent \$780. We only have minor differences between Budgeted and Estimated Actual Expenditures.

Goal 3, Action 4: Home visit compensation and benefits - We budgeted \$5000 and spent \$6650. We spent more money because we had to do more home visits. Some students were not engaging during school closure and our staff visited them to check in.

Goal 3, Action 5: School counselors by CSUN - We budgeted \$41000 and spent \$37825. After school closures, we couldn't work with CSUN counselors and spent less money for this service.

Goal 3, Action 6: Office Manager and Office Clerk salaries - We budgeted \$25915 and spent \$19185. Our office clerk was working hourly and she couldn't work with her regular hours during school closure.

Goal 3, Action 8: PD on PBIS, restorative practices, classroom management - We budgeted \$1000 and spent \$0. PD's were scheduled for Spring semester but due to COVID-19, all PD's were cancelled

A description of the successes and challenges in implementing the actions/services to achieve the goal.

We will maintain our goal and the majority of our expected outcomes, metrics, and actions and services. We have updated our annual measurable outcomes for school experience survey average approval rates. Based on input from all stakeholders, we will continue to hold events that promote parental participation as well as parent training activities such as Parent College. We will continue to use positive reinforcement, recognize positive student behavior and restorative practices. We will continue to offer PD to our teachers on classroom management and student engagement procedures to help create an atmosphere of trust, respect, and high expectations.

Annual Update for the 2020–21 Learning Continuity and Attendance Plan

The following is the local educational agency's (LEA's) analysis of its 2020-21 Learning Continuity and Attendance Plan (Learning Continuity Plan).

In-Person Instructional Offerings

Actions Related to In-Person Instructional Offerings

Description	Total Budgeted Funds	Estimated Actual Expenditures	Contributing
Addition of a Certified Nurses Assistant on-site 6 hours/day to provide health screenings and temperature checks for staff, students and parents/visitors	\$50,000	23,000	No
Deep Cleaning and Disinfecting of Campus	\$5,000	5,000	No
Purchase of necessary Personal Protective Equipment for students and staff	\$12,000	12,000	No
Hiring of additional SPED teacher and SPED Aide to support learning loss for our students with learning disabilities	\$95,000	95,000	Yes
Hiring of a Teacher Aide to support English Learners in their ELD class	\$20,000	15,000	Yes

A description of any substantive differences between the planned actions and/or budgeted expenditures for in-person instruction and what was implemented and/or expended on the actions.

1. We budgeted 50,000 but only spent 23,000. Due to the number of cases and the school closure, we did not have access to the school site and the nurse could not work.
5. We budgeted 20,000 but only spend 15,000. We were unable to find another ELD teacher aide to help assist in the ELD classes.

Analysis of In-Person Instructional Offerings

A description of the successes and challenges in implementing in-person instruction in the 2020-21 school year.

During the first semester, the vendor who provided a CNA was having a hard time filling the position. We finally found a stable CNA at our school around the end of the 1st semester and is currently still working with us.

Finding another ELD teacher aide has been difficult to find and therefore we were left with having one teacher aide instead of two and having another teacher who was able to help out.

Distance Learning Program

Actions Related to the Distance Learning Program

Description	Total Budgeted Funds	Estimated Actual Expenditures	Contributing
Purchase of 120 additional Chromebooks	\$34,000	34,000	Yes
Online learning programs for effective remote Math and ELA instruction: BrainPop, myON reading program, NextGen Math and IXL.com	\$20,000	20,000	Yes
Staff PD related to distance learning and technology integrated instruction	\$5,000	4,559	Yes
20 WiFi Hotspots to ensure connectivity for all students	\$4400	3,810	Yes

A description of any substantive differences between the planned actions and/or budgeted expenditures for the distance learning program and what was implemented and/or expended on the actions.

There are no substantive differences for any of the actions.

Analysis of the Distance Learning Program

A description of the successes and challenges in implementing each of the following elements of the distance learning program in the 2020-21 school year, as applicable: Continuity of Instruction, Access to Devices and Connectivity, Pupil Participation and Progress, Distance Learning Professional Development, Staff Roles and Responsibilities, and Support for Pupils with Unique Needs.

During Distance Learning, we needed to make sure that we had enough chromebooks for the remaining part of the year and for next year. Students were often coming back with broken chromebooks.
 Because of Distance Learning, we needed to have a lot of educational software that is digital.
 We needed to make sure that we have some sort of PD (KAGAN) to help us with the new software and technology.
 Hotspots were also purchased to help students who did not have wifi at home or who needed more bandwidth.

Pupil Learning Loss

Actions Related to the Pupil Learning Loss

Description	Total Budgeted Funds	Estimated Actual Expenditures	Contributing
Saturday School program to support students with learning loss and intervention	\$20,000	15,000	Yes
NWEA MAP Online Assessment Program to monitor student's progress in ELA and Math	\$2,000	1,848	Yes
Summer School Program was provided virtually in July 2020 to provide additional academic support to close students' curriculum gaps	\$12,000	12,000	Yes

A description of any substantive differences between the planned actions and/or budgeted expenditures for addressing pupil learning loss and what was implemented and/or expended on the actions.

1. We budgeted 20,000 but only spend 15,000. We were unable to have enough Saturday school sessions and we did not have enough teachers for each Saturday school.

Analysis of Pupil Learning Loss

A description of the successes and challenges in addressing Pupil Learning Loss in the 2020-21 school year and an analysis of the effectiveness of the efforts to address Pupil Learning Loss to date.

Everything was pretty close to budget except for Saturday school. Although we did do a lot of Saturday school sessions, we could have done more by starting earlier in the school year. Another factor to this was the teacher participation on Saturdays. A lot of teachers were fatigued throughout the week and needed to rest during the weekend.

Analysis of Mental Health and Social and Emotional Well-Being

A description of the successes and challenges in monitoring and supporting mental health and social and emotional well-being in the 2020-21 school year.

This year, 2020-2021, we were able to implement a book that talks about SEL. This book, The Zones of Regulation, was taught by our PE teacher, who changed his PE classes to Health and Wellness. The students met twice a week with the Health and Wellness coach which gave students a chance to express how they were doing this school year and for the teacher to gauge how the school is doing.

Analysis of Pupil and Family Engagement and Outreach

A description of the successes and challenges in implementing pupil and family engagement and outreach in the 2020-21 school year.

This year we had to do a lot of Zoom meetings to engage and outreach our community. We were able to do all of the Coffee with the Principal meetings, ELAC meetings, SSC meetings, and other meetings that the school wanted the parents to be a part of.

Analysis of School Nutrition

A description of the successes and challenges in providing school nutrition in the 2020-21 school year.

This year we were able to work continuously throughout the pandemic with our food vendor, Better 4 you meals. We were able to serve the students and families on Tuesdays and Thursdays. If, this were to happen again, we would like for our families to have food 5 days a week.

Additional Actions and Plan Requirements

Additional Actions to Implement the Learning Continuity Plan

Section	Description	Total Budgeted Funds	Estimated Actual Expenditures	Contributing
Mental Health and Social and Emotional Well-Being	Purchase and training for Zones of Regulation SEL curriculum	\$700	700	Yes
Mental Health and Social and Emotional Well-Being	Participation in PD's to support SEL and development, including LACOE's PBIS Program 2020-21	\$2,500	0	Yes
Mental Health and Social and Emotional Well-Being	Counseling for students & families through CSUN Mitchell Family Clinic	\$6,000	6,000	Yes
Distance Learning Program (Staff Roles and Responsibilities)	Reimbursement for Essential employees for internet and phone usage during distance and hybrid learning	\$3,000	2,000	Yes

A description of any substantive differences between the planned actions and budgeted expenditures for the additional plan requirements and what was implemented and expended on the actions.

Action 2: We budgeted \$2,500 but spend \$0. We were unable to do the PBIS program due to the pandemic.

Action 4: We budgeted \$3000 but spend \$2000. We are reimbursing our staff for their internet and phone use during the pandemic. We had a staff member leave in the middle of the first semester, which may have affected the actual expenditures.

Overall Analysis

An explanation of how lessons learned from implementing in-person and distance learning programs in 2020-21 have informed the development of goals and actions in the 2021–24 LCAP.

Considering all of our answers, how did we do with implementing dl programs and in-person programs...

We are happy that we were able to change our lesson plans so that they would be more engaging for our students on zoom. We were able to utilize different resources to help with the engagement like PearDeck, quizziz/kahoot...etc. We were all able to understand our digital curriculum and able to implement it with a deeper level of understanding.

We found out that Zoom fatigue is real. It took a toll on all of our health in some manner. We are happy to see the students come back to school, in-person, for hybrid instruction, but this also brought challenges as well. Teachers are now adapting to teaching simultaneously online and for in-person students. However, they are adapting pretty well.

The breaks in between the classes were set for 10 minutes. However, this seems very short since we all have a fun time playing games with one another, since we have not been able to do that since the beginning of the pandemic.

Block schedules were implemented this year for our school year. This is different from our regular 50 minute classes that we did in the past. We hope that we are able to learn from this and create a new and improved schedule for the upcoming school years.

An explanation of how pupil learning loss continues to be assessed and addressed in the 2021–24 LCAP, especially for pupils with unique needs.

Learning loss will be assessed with our MAP testing (at the beginning and at the end of the school year) and any other formative assessments that the teachers will give throughout the year. We plan on keeping our tutoring sessions, which are after-school, and our Saturday school sessions, that we plan to do earlier and end later in the school year. In addition, we are also trying to provide summer school to close the gap for any learning loss.

A description of any substantive differences between the description of the actions or services identified as contributing towards meeting the increased or improved services requirement and the actions or services implemented to meet the increased or improved services requirement.

PUPIL LEARNING LOSS

Action 1. We budgeted 20,000 but only spend 15,000. We were unable to have enough Saturday school sessions and we did not have enough teachers for each Saturday school.

IN-PERSON LEARNING INSTRUCTIONAL OFFERINGS

Action 5. We budgeted 20,000 but only spend 15,000. We were unable to find another ELD teacher aide to help assist in the ELD classes.

ADDITIONAL ACTIONS

Action 2: Professional Development: We budgeted \$2,500 but spend \$0. We were unable to do the PBIS program due to the pandemic.

Action 4: Reimbursement for Internet and phone usage: We budgeted \$3000 but spend \$2000. We are reimbursing our staff for their internet and phone use during the pandemic. We had a staff member leave in the middle of the first semester, which may have affected the actual expenditures.

Overall Analysis of the 2019-20 LCAP and the 2020-21 Learning Continuity and Attendance Plan

A description of how the analysis and reflection on student outcomes in the 2019-20 LCAP and 2020-21 Learning Continuity and Attendance Plan have informed the development of the 21-22 through 23-24 LCAP.

2020-2021 Description and Analysis:

We are happy that we were able to change our lesson plans so that they would be more engaging for our students on zoom. We were able to utilize different resources to help with the engagement like PearDeck, quizziz/kahoot...etc. We were all able to understand our digital curriculum and able to implement it with a deeper level of understanding.

We found out that Zoom fatigue is real. It took a toll on all of our health in some manner. We are happy to see the students come back to school, in-person, for hybrid instruction, but this also brought challenges as well. Teachers are now adapting to teaching simultaneously online and for in-person students. However, they are adapting pretty well.

The breaks in between the classes were set for 10 minutes. However, this seems very short since we all have a fun time playing games with one another, since we have not been able to do that since the beginning of the pandemic.

Block schedules were implemented this year for our school year. This is different from our regular 50 minute classes that we did in the past. We hope that we are able to learn from this and create a new and improved schedule for the upcoming school years.

2019-2020 Description and Analysis:

We have implemented all of the actions/services described above to achieve our EXCELLENCE goal. We are compliant with our teacher assignments; we offer standards-based instruction and our students have sufficient access to standards-aligned instructional materials; we do facility inspections periodically; we regularly review student performance data and progress towards targets with our staff and continue to provide additional support and intervention to all students, including ELs, during the school day, after school hours, and during Saturday School; we provide our ELs with designated and integrated EL instruction. We also provide ELD class for ELs on a daily basis. Students attended field trips and participated in school events that promoted college and career readiness such as CA science center field trip, school-wide science fair, etc.

We will maintain our goal and expected outcomes, metrics, and actions and services. We have updated our budget for the upcoming school year based on technology needs and input from all stakeholders. We will continue to provide all the actions/services for this goal with minor adjustments based on student and school needs. The updated outcomes and actions/services can be found in the Goals, Actions, & Services section of the LCAP.

We will maintain our goal and the majority of our expected outcomes, metrics, and actions and services. We have updated our annual measurable outcomes for school experience survey average approval rates. Based on input from all stakeholders, we will continue to

hold events that promote parental participation as well as parent training activities such as Parent College. We will continue to use positive reinforcement, recognize positive student behavior and restorative practices. We will continue to offer PD to our teachers on classroom management and student engagement procedures to help create an atmosphere of trust, respect, and high expectations.

Instructions: Introduction

The Annual Update Template for the 2019-20 Local Control and Accountability Plan (LCAP) and the Annual Update for the 2020–21 Learning Continuity and Attendance Plan must be completed as part of the development of the 2021-22 LCAP. In subsequent years, the Annual Update will be completed using the LCAP template and expenditure tables adopted by the State Board of Education.

For additional questions or technical assistance related to the completion of the LCAP template, please contact the local COE, or the California Department of Education's (CDE's) Local Agency Systems Support Office by phone at 916-319-0809 or by email at lcff@cde.ca.gov.

Instructions: Annual Update for the 2019–20 Local Control and Accountability Plan Year

Annual Update

The planned goals, state and/or local priorities, expected outcomes, actions/services, and budgeted expenditures must be copied verbatim from the approved 2019-20 Local Control and Accountability Plan (LCAP). Minor typographical errors may be corrected. Duplicate the Goal, Annual Measurable Outcomes, Actions / Services and Analysis tables as needed.

For each goal in 2019-20, identify and review the actual measurable outcomes as compared to the expected annual measurable outcomes identified in 2019-20 for the goal. If an actual measurable outcome is not available due to the impact of COVID-19 provide a brief explanation of why the actual measurable outcome is not available. If an alternative metric was used to measure progress towards the goal, specify the metric used and the actual measurable outcome for that metric.

Identify the planned Actions/Services, the budgeted expenditures to implement these actions toward achieving the described goal and the actual expenditures to implement the actions/services.

Goal Analysis

Using available state and local data and input from parents, students, teachers, and other stakeholders, respond to the prompts as instructed.

- If funds budgeted for Actions/Services that were not implemented were expended on other actions and services through the end of the school year, describe how the funds were used to support students, including low-income, English learner, or foster youth students, families, teachers and staff. This description may include a description of actions/services implemented to mitigate the impact of COVID-19 that were not part of the 2019-20 LCAP.

- Describe the overall successes and challenges in implementing the actions/services. As part of the description, specify which actions/services were not implemented due to the impact of COVID-19, as applicable. To the extent practicable, LEAs are encouraged to include a description of the overall effectiveness of the actions/services to achieve the goal.

Instructions: Annual Update for the 2020–21 Learning Continuity and Attendance Plan

Annual Update

The action descriptions and budgeted expenditures must be copied verbatim from the 2020-21 Learning Continuity and Attendance Plan. Minor typographical errors may be corrected.

Actions Related to In-Person Instructional Offerings

- In the table, identify the planned actions and the budgeted expenditures to implement actions related to in-person instruction and the estimated actual expenditures to implement the actions. Add additional rows to the table as needed.
- Describe any substantive differences between the planned actions and/or budgeted expenditures for in-person instruction and what was implemented and/or expended on the actions, as applicable.
- Using available state and/or local data and feedback from stakeholders, including parents, students, teachers and staff, describe the successes and challenges experienced in implementing in-person instruction in the 2020-21 school year, as applicable. If in-person instruction was not provided to any students in 2020-21, please state as such.

Actions Related to the Distance Learning Program

- In the table, identify the planned actions and the budgeted expenditures to implement actions related to the distance learning program and the estimated actual expenditures to implement the actions. Add additional rows to the table as needed.
- Describe any substantive differences between the planned actions and/or budgeted expenditures for the distance learning program and what was implemented and/or expended on the actions, as applicable.
- Using available state and/or local data and feedback from stakeholders, including parents, students, teachers and staff, describe the successes and challenges experienced in implementing distance learning in the 2020-21 school year in each of the following areas, as applicable:
 - Continuity of Instruction,
 - Access to Devices and Connectivity,

- Pupil Participation and Progress,
- Distance Learning Professional Development,
- Staff Roles and Responsibilities, and
- Supports for Pupils with Unique Needs, including English learners, pupils with exceptional needs served across the full continuum of placements, pupils in foster care, and pupils who are experiencing homelessness

To the extent practicable, LEAs are encouraged to include an analysis of the effectiveness of the distance learning program to date. If distance learning was not provided to any students in 2020-21, please state as such.

Actions Related to Pupil Learning Loss

- In the table, identify the planned actions and the budgeted expenditures to implement actions related to addressing pupil learning loss and the estimated actual expenditures to implement the actions. Add additional rows to the table as needed.
- Describe any substantive differences between the planned actions and/or budgeted expenditures for addressing pupil learning loss and what was implemented and/or expended on the actions, as applicable.
- Using available state and/or local data and feedback from stakeholders, including parents, students, teachers and staff, describe the successes and challenges experienced in addressing Pupil Learning Loss in the 2020-21 school year, as applicable. To the extent practicable, include an analysis of the effectiveness of the efforts to address pupil learning loss, including for pupils who are English learners; low-income; foster youth; pupils with exceptional needs; and pupils who are experiencing homelessness, as applicable.

Analysis of Mental Health and Social and Emotional Well-Being

- Using available state and/or local data and feedback from stakeholders, including parents, students, teachers and staff, describe the successes and challenges experienced in monitoring and supporting Mental Health and Social and Emotional Well-Being of both pupils and staff during the 2020-21 school year, as applicable.

Analysis of Pupil and Family Engagement and Outreach

- Using available state and/or local data and feedback from stakeholders, including parents, students, teachers and staff, describe the successes and challenges related to pupil engagement and outreach during the 2020-21 school year, including implementing tiered reengagement strategies for pupils who were absent from distance learning and the efforts of the LEA in reaching out to pupils and their parents or guardians when pupils were not meeting compulsory education requirements or engaging in instruction, as applicable.

Analysis of School Nutrition

- Using available state and/or local data and feedback from stakeholders, including parents, students, teachers and staff, describe the successes and challenges experienced in providing nutritionally adequate meals for all pupils during the 2020-21 school year, whether participating in in-person instruction or distance learning, as applicable.

Analysis of Additional Actions to Implement the Learning Continuity Plan

- In the table, identify the section, the planned actions and the budgeted expenditures for the additional actions and the estimated actual expenditures to implement the actions, as applicable. Add additional rows to the table as needed.
- Describe any substantive differences between the planned actions and/or budgeted expenditures for the additional actions to implement the learning continuity plan and what was implemented and/or expended on the actions, as applicable.

Overall Analysis of the 2020-21 Learning Continuity and Attendance Plan

The Overall Analysis prompts are to be responded to only once, following an analysis of the Learning Continuity and Attendance Plan.

- Provide an explanation of how the lessons learned from implementing in-person and distance learning programs in 2020-21 have informed the development of goals and actions in the 2021–24 LCAP.
 - As part of this analysis, LEAs are encouraged to consider how their ongoing response to the COVID-19 pandemic has informed the development of goals and actions in the 2021–24 LCAP, such as health and safety considerations, distance learning, monitoring and supporting mental health and social-emotional well-being and engaging pupils and families.
- Provide an explanation of how pupil learning loss continues to be assessed and addressed in the 2021–24 LCAP, especially for pupils with unique needs (including low income students, English learners, pupils with disabilities served across the full continuum of placements, pupils in foster care, and pupils who are experiencing homelessness).
- Describe any substantive differences between the actions and/or services identified as contributing towards meeting the increased or improved services requirement, pursuant to *California Code of Regulations*, Title 5 (5 CCR) Section 15496, and the actions and/or services that the LEA implemented to meet the increased or improved services requirement. If the LEA has provided a description of substantive differences to actions and/or services identified as contributing towards meeting the increased or improved services requirement within the In-Person Instruction, Distance Learning Program, Learning Loss, or Additional Actions sections of the Annual Update the LEA is not required to include those descriptions as part of this description.

Overall Analysis of the 2019-20 LCAP and the 2020-21 Learning Continuity and Attendance Plan

The Overall Analysis prompt is to be responded to only once, following the analysis of both the 2019-20 LCAP and the 2020-21 Learning Continuity and Attendance Plan.

- Describe how the analysis and reflection related to student outcomes in the 2019-20 LCAP and 2020-21 Learning Continuity and Attendance Plan have informed the development of the 21-22 through 23-24 LCAP, as applicable.

Annual Update for the 2019–20 Local Control and Accountability Plan Year Expenditure Summary

Total Expenditures by Funding Source		
Funding Source	2019-20 Annual Update Budgeted	2019-20 Annual Update Actual
All Funding Sources	1,350,106.00	1,357,683.00
Base; Donations	11,000.00	5,126.00
Concentration	0.00	12,437.00
LCFF Base	1,032,318.00	1,049,075.00
LCFF Supplemental and Concentration	213,975.00	210,258.00
Lottery	5,000.00	4,000.00
S & C; Title I	41,000.00	37,825.00
Supplemental and Concentration	6,000.00	5,000.00
Title I	33,813.00	29,962.00
Title II	7,000.00	4,000.00
	7,000.00	4,000.00
	7,000.00	4,000.00

* Totals based on expenditure amounts in goal and annual update sections.

Total Expenditures by Object Type		
Object Type	2019-20 Annual Update Budgeted	2019-20 Annual Update Actual
All Expenditure Types	1,350,106.00	1,357,683.00
1000-1999: Certificated Personnel Salaries	4,000.00	72,952.00
1000-3000: Salary and Benefits	1,042,006.00	1,044,229.00
2000-2999: Classified Personnel Salaries	114,984.00	87,948.00
3000-3999: Employee Benefits	32,515.00	26,385.00
4000-4999: Books And Supplies	49,366.00	52,060.00
5000-5999: Services And Other Operating Expenditures	77,935.00	54,567.00
6000-6999: Capital Outlay	29,300.00	19,542.00
	29,300.00	19,542.00

* Totals based on expenditure amounts in goal and annual update sections.

Total Expenditures by Object Type and Funding Source			
Object Type	Funding Source	2019-20 Annual Update Budgeted	2019-20 Annual Update Actual
All Expenditure Types	All Funding Sources	1,350,106.00	1,357,683.00
1000-1999: Certificated Personnel Salaries	LCFF Supplemental and Concentration	0.00	69,740.00
1000-1999: Certificated Personnel Salaries	Title I	4,000.00	3,212.00
1000-3000: Salary and Benefits	LCFF Base	832,626.00	907,264.00
1000-3000: Salary and Benefits	LCFF Supplemental and Concentration	176,630.00	106,890.00
1000-3000: Salary and Benefits	Supplemental and Concentration	5,000.00	5,000.00
1000-3000: Salary and Benefits	Title I	27,750.00	25,075.00
2000-2999: Classified Personnel Salaries	LCFF Base	86,384.00	63,951.00
2000-2999: Classified Personnel Salaries	LCFF Supplemental and Concentration	28,600.00	23,997.00
3000-3999: Employee Benefits	LCFF Base	25,915.00	19,185.00
3000-3999: Employee Benefits	LCFF Supplemental and Concentration	6,600.00	7,200.00
4000-4999: Books And Supplies	Base; Donations	1,000.00	73.00
4000-4999: Books And Supplies	Concentration	0.00	12,437.00
4000-4999: Books And Supplies	LCFF Base	43,366.00	35,550.00
4000-4999: Books And Supplies	Lottery	5,000.00	4,000.00
5000-5999: Services And Other Operating Expenditures	Base; Donations	10,000.00	5,053.00
5000-5999: Services And Other Operating Expenditures	LCFF Base	14,727.00	3,583.00
5000-5999: Services And Other Operating Expenditures	LCFF Supplemental and Concentration	2,145.00	2,431.00
5000-5999: Services And Other Operating Expenditures	S & C; Title I	41,000.00	37,825.00
5000-5999: Services And Other Operating Expenditures	Supplemental and Concentration	1,000.00	0.00
5000-5999: Services And Other Operating Expenditures	Title I	2,063.00	1,675.00
5000-5999: Services And Other Operating Expenditures	Title II	7,000.00	4,000.00
6000-6999: Capital Outlay	LCFF Base	29,300.00	19,542.00
		29,300.00	19,542.00
		7,000.00	4,000.00
		29,300.00	19,542.00

Total Expenditures by Object Type and Funding Source			
Object Type	Funding Source	2019-20 Annual Update Budgeted	2019-20 Annual Update Actual
		29,300.00	19,542.00

* Totals based on expenditure amounts in goal and annual update sections.

Total Expenditures by Goal		
Goal	2019-20 Annual Update Budgeted	2019-20 Annual Update Actual
Goal 1	224,212.00	210,843.00
Goal 2	852,032.00	906,586.00
Goal 3	273,862.00	240,254.00

* Totals based on expenditure amounts in goal and annual update sections.

Annual Update for the 2020–21 Learning Continuity and Attendance Plan Expenditure Summary

Total Expenditures by Offering/Program		
Offering/Program	2020-21 Budgeted	2020-21 Actual
In-Person Instructional Offerings	\$182,000.00	\$150,000.00
Distance Learning Program	\$63,400.00	\$62,369.00
Pupil Learning Loss	\$34,000.00	\$28,848.00
Additional Actions and Plan Requirements	\$12,200.00	\$8,700.00
All Expenditures in Learning Continuity and Attendance Plan	\$291,600.00	\$249,917.00

Expenditures by Offering/Program (Not Contributing to Increased/Improved requirement)		
Offering/Program	2020-21 Budgeted	2020-21 Actual
In-Person Instructional Offerings	\$67,000.00	\$40,000.00
Distance Learning Program		
Pupil Learning Loss		
Additional Actions and Plan Requirements		
All Expenditures in Learning Continuity and Attendance Plan	\$67,000.00	\$40,000.00

Expenditures by Offering/Program (Contributing to Increased/Improved requirement)		
Offering/Program	2020-21 Budgeted	2020-21 Actual
In-Person Instructional Offerings	\$115,000.00	\$110,000.00
Distance Learning Program	\$63,400.00	\$62,369.00
Pupil Learning Loss	\$34,000.00	\$28,848.00
Additional Actions and Plan Requirements	\$12,200.00	\$8,700.00
All Expenditures in Learning Continuity and Attendance Plan	\$224,600.00	\$209,917.00

Local Control Accountability Plan

The instructions for completing the Local Control and Accountability Plan (LCAP) follow the template.

Local Educational Agency (LEA) Name	Contact Name and Title	Email and Phone
Magnolia Science Academy-6	John Terzi Principal	jterzi@magnoliapublicschools.org (310) 842-8555

Plan Summary [2021-22]

General Information

A description of the LEA, its schools, and its students.

Magnolia Science Academy (MSA-6 or Charter School), is a classroom-based charter school serving grades 6-8 with a curriculum emphasis on science, technology, engineering, arts and math (STEAM). Originally founded in 2009, MSA-6's mission is to provide a college preparatory educational program emphasizing STEAM in a safe environment that cultivates respect for self and others.

MSA-6 currently has 160 students in grades 6-8, and mainly draws enrollment from Palms, CA and neighboring communities. The neighborhoods that MSA-6 serves are heavily immigrant with a language other than English spoken at home. A high concentration of the families MSA-6 serves faces economic challenges. MSA-6 has a diverse enrollment, including 86% Hispanic/Latino, 9% African American, 5% White, 76% Socioeconomically Disadvantaged, 20% Special Education, and 20% English Learner population.

MSA-6 strives to graduate students who come from historically underserved neighborhoods as scientific thinkers that contribute to the global community as socially responsible and educated members of society. We offer a comprehensive learning experience designed to serve the needs of our students through effective site-based instruction, rich hands-on learning, and foundation skills presented in ways that are relevant and inspiring for our students. Classroom instruction at MSA-6 is supplemented by tutoring, after-school programs, and school-to-university links.

Reflections: Successes

A description of successes and/or progress based on a review of the California School Dashboard (Dashboard) and local data.

SBAC scores of 2018-2019 shows a slight decline in ELA proficiency (2.5% decrease) and maintaining math proficiency (38%)

- Using and analyzing the scores with ICAs and IABs to recognize specific academic needs and addressing those needs; data-driven.
- Intervention programs were effective in providing academic supports to specific groups of students.
- Providing feedback to students on their areas of growth/need through data from MAP, ICAs and IABs.
- Providing additional academic support such as afterschool (tutoring) and Saturday school.
- Increased availabilities of counselors and therapists to support students.
- Teacher-led meetings to provide feedback and sharing best practices.
- Constant communication between the academic teachers and the special education teacher to address modifications and accommodations for students with IEPs.

Reflections: Identified Need

A description of any areas that need significant improvement based on a review of Dashboard and local data, including any areas of low performance and significant performance gaps among student groups on Dashboard indicators, and any steps taken to address those areas.

Addressing students who are failing much earlier in the semester and find ways to engage these students.

- Lack of data on incoming students' prior knowledge.
- Lack of foundational skills from incoming students.
- Lack of attendance for homeless student population
- Alarming data – 35.9 points below standard in math, 16.3 points below standard in English according to SBAC 2019.
- Areas that need close attention:

a. Intervention programs: Create clear objectives on what needs to be accomplished in the programs, collect data by assessing the students with IABs in the beginning of the year to determine which specific students belong in intervention programs.

b. Programs and incentives: We will use our new Parent Square communication tool to engage homeless parents via text message, voicemail, email and certified letters. We will recognize students' high participation with some incentives like school supplies, metro passes etc.

- PD – More PDs on NGSS for science. More PDs on promoting positive behaviors, bullying prevention, and positive school environment that provide Do's and Don'ts in a step-by-step manner.
- Cross-curricular activities between all core subjects.
- Using graphic organizers or interactive activities to provide vocabulary support for ELL.

a. Examples: Quizlets, synonyms/antonyms games, practice vocabulary use in sentences, and sentence-starter posters.

LCAP Highlights

A brief overview of the LCAP, including any key features that should be emphasized.

The Charter School LCAP committee has reviewed input from all stakeholders and available data through surveys and student performance data. Based on input and data, we have revised our existing actions/services and measurable outcomes and also planned for new ones. Some of the highlights include:

- Parents' appreciation of being involved in the decision-making process and the need for continuous parent training via activities such as Parent College
- The need to continue our improvements in designated/integrated English Learner services
- Expanding after school, Saturday school, and summer school opportunities; refining targeted intervention and tutoring programs
- Providing counseling and positive behavior intervention support services to our students
- Keeping effective teachers and improving teacher observation and evaluation systems

The Charter School has also worked on its expected annual measurable outcomes to set targets in areas of greatest need and to close performance gaps among student groups. Those include:

- Using and analyzing the scores with ICAs and IABs to recognize specific academic needs and addressing those needs; data-driven.
- Intervention programs were effective in providing academic supports to specific groups of students.
- Addressing students who are failing much earlier in the semester and find ways to engage these students.

Areas that need close attention:

a. Intervention programs: Create clear objectives on what needs to be accomplished in the programs, collect data by assessing the students with IABs in the beginning of the year to determine which specific students belong in intervention programs.

- Cross-curricular activities between all core subjects.
- Using graphic organizers or interactive activities to provide vocabulary support for English language learners.
- Charter School will provide resources for increased outreach efforts to low income families including Parent College, parent training, home visits and other parent involvement meetings
- EL students will receive in-class instructional support which includes one-on-one teacher support in co-teaching classrooms; small group instruction; ELD instructional strategies.

Comprehensive Support and Improvement

An LEA with a school or schools eligible for comprehensive support and improvement must respond to the following prompts.

Schools Identified

A list of the schools in the LEA that are eligible for comprehensive support and improvement.

N/A

Support for Identified Schools

A description of how the LEA has or will support its eligible schools in developing comprehensive support and improvement plans.

N/A

Monitoring and Evaluating Effectiveness

A description of how the LEA will monitor and evaluate the plan to support student and school improvement.

N/A

Stakeholder Engagement

A summary of the stakeholder process and how the stakeholder engagement was considered before finalizing the LCAP.

In order to promote learning and provide a more positive learning experience for our students, MSA-6 has established a culture of gathering input from parents, students, staff, community members, and other stakeholders through multiple channels including meetings, school events, surveys, home visits, newsletters, and other means of communication. To the extent possible, all stakeholders are invited to be involved in the process of school review and improvement including the development of our annual LCAP.

Information/input sessions include Parent Task Force (PTF) meetings, School Site Council (SSC) meetings, English Learner Advisory Committee (ELAC) meetings, Coffee with the Principal meetings, Board of Directors meetings, Principal meetings, and staff meetings. Parents on our PTF and SSC also serve as our parent advisory committee for LCAP. Along with ELAC, such committees provide for representation of students in need (low income, English learners, foster youth, etc.) Feedback from our parent advisory committee and ELAC provide valuable input for the new LCAP. In addition, MSA-6 conducts surveys for parents, students, and staff, and the Charter School staff make home visits. These all serve as a way to inform, educate, and gather input & feedback from all critical stakeholders.

MSA-6 has an approved charter petition with measurable student outcomes and methods to assess student progress and a WASC action plan for continuous school improvement. Therefore, LCAP is received by our community as a comprehensive planning tool that draws from all other school plans and addresses the state priorities and locally identified priorities.

MSA-6 has held its periodical meetings this year to gather input from our stakeholders. These include eight PTF meetings, four SSC meetings, four ELAC meetings, at least five parent activities/events including 5 Coffee with the Principal meetings, weekly staff meetings, and other stakeholder meetings. The school conducted a family, staff, and student experience survey with specific questions on the sense of safety and school connectedness, school culture and climate, and other areas of school improvement. A majority of our stakeholders (89% parents, 99% students and 100% staff) participated in this survey. MSA-6 staff has also made 40 home visits during this school year and sought feedback from the parents for school improvement.

A summary of the feedback provided by specific stakeholder groups.

Parent Advisory Committee (PAC)/Parents:

PAC suggests facility and cleaning improvement for next school year. The current site was old and a dated facility. The renovation would be very costly. MSA-6 is moving to Pio Pico MS for 2021-2022 school year and there will be newer classrooms and offices for students and staff. The school will work with LAUSD in order to provide clean facility and restrooms for health and safety. PAC also suggests offering more electives and more variety in afterschool program.

Students:

Based on the student survey, students would like to see more sport programs and extracurricular activities (Performing Arts - Music Drama). With the new school site, MSA-6 administration will collaborate with Pio Pico MS for some sport programs and put efforts to offer arts and music programs afterschool.

Staff:

Based on staff surveys, staff members would like MSA-6 administration to hire more teachers and teacher aides in order to provide more support for students with learning disabilities and English Learners. MSA-6 had 19% SPED and 23% EL students in 2020-21 school year. These two groups were most impacted groups during the pandemic and MSA-6 will continue to support them via Summer school and next year's high quality instruction program.

School Site Council (SSC):

SSC suggests providing more academic support for students who have curriculum gaps. Some students might have learning loss due to distance learning and teachers may need to re-teach some foundational skills in the beginning of the new school year. SSC also suggests providing counselors and therapists for all students for their social emotional needs. SSC recognizes that COVID-19 pandemic caused a big shift for many students and when returning back to in-person instruction, students will need more social emotional support.

ELAC:

ELAC suggests providing ELD classes for 2021-22 school year and additional intervention programs for ELs. ELAC recognizes that some English Learners had some obstacles with online learning and they need to be supported in some areas such as ELA and math for 2021-22 school year. Also, ELAC suggests MSA-6 to continue utilizing some online programs such as IXL.com and NextGen math in new school year.

SELPA:

Our SELPA recommended that we include an action in our LCAP specific to students with disabilities to describe how academic and social-emotional supports would be provided. They also recommended that we include the students with disabilities group in our LCAP metrics and provide specific data.

A description of the aspects of the LCAP that were influenced by specific stakeholder input.

MSA-6 LCAP committee has reviewed input from all stakeholders and synthesized input to revise existing actions/services and measurable outcomes and also plan for new ones in the LCAP for the upcoming year. Some of the updates include:

- Improvements in designated/integrated English Learner services
- Expanding after school, Saturday school, and summer school opportunities
- Providing counseling and behavior support services to our students
- Improving teacher observation and evaluation systems and keeping effective teachers
- Investing in effective technology and teacher professional development in blended learning and differentiated instruction to enhance instruction in the classroom

- Expanding STEAM-based programs and activities
- Other input includes improving school facilities and the lunch program.

Goals and Actions

Goal

Goal #	Description
1	BASIC SERVICES FOR A HIGH-QUALITY LEARNING ENVIRONMENT: All students and staff will have access to a safe, secure, healthy, and high-quality learning and working environment. Students will receive basic services that are fundamental to academic success, including fully credentialed teachers, standards-aligned instructional materials, and appropriately maintained school facilities.

An explanation of why the LEA has developed this goal.

Providing basic services means ensuring all students have access to teachers who are fully credentialed in their subject areas, instructional materials aligned with state standards, and safe, properly maintained school facilities. Charter School will also adhere to the MPS Wellness Policy and encourage participation in school meal programs. Research shows when students are provided with these basic services, student learning outcomes increase. The MPS Home Office will provide services such as academics, accountability, operations, IT, facilities, finance and accounting, human resources, and external relations to support and hold accountable the Charter School for compliance and meeting charter goals. Charter School will implement the actions listed under this goal and use the indicated metrics to measure progress in provision of basic services to maintain a high-quality learning environment.

Measuring and Reporting Results

Metric	Baseline	Year 1 Outcome	Year 2 Outcome	Year 3 Outcome	Desired Outcome for 2023–24
Number of misassignments of teachers of English learners, total teacher misassignments, and vacant teacher positions (Source: Local Indicator Priority 1)	2020-21: 0				2023-24: 0
Percentage of students without access to their own copies of standards-aligned instructional	2020-21: 0%				2023-24: 0%

Metric	Baseline	Year 1 Outcome	Year 2 Outcome	Year 3 Outcome	Desired Outcome for 2023–24
materials for use at school and at home (Source: Local Indicator Priority 1)					
Number of identified instances where facilities do not meet the “good repair” standard (including deficiencies and extreme deficiencies) (Source: Local Indicator Priority 1)	2020-21: 0				2022-23: 0
Teacher retention rate (Source: HRIS)	2020-21: (Spring 2020 to Fall 2020) 86%				2023-24: (Spring 2023 to Fall 2023) 85%
Teacher attendance rate (Source: HRIS)	2020-21: (As of 3/25/21) 99.1%				2023-24: 97%

Actions

Action #	Title	Description	Total Funds	Contributing
1	Teacher assignments and credentials	Charter School and the MPS Human Resources team will conduct credential, background, and TB clearance reviews as part of the hiring process and at least once throughout the year to ensure all credentials are properly maintained. Charter School will support our teachers’ credentialing needs. Charter School will also annually review master schedules and teacher assignments to ensure teachers are appropriately assigned and fully credentialed in the subject area and for the students, they are teaching. Charter School uses a Human Resources Information System (HRIS) to automate employee	\$10,300.00	No

Action #	Title	Description	Total Funds	Contributing
		<p>documents. MPS Home Office HR team acts as a liaison between employees and provides administrative support as needed (e.g., correspondence generation, record keeping, file maintenance, HRIS entry, etc.) The HR team also provides reports to the Board and school administrators in regards to teacher retention, performance, pay scale, vacancies, recruitment efforts, credentials, mandatory training, and other HR-related matters.</p> <p>Expenditures associated with this action include the following: teacher credentialing expenses, recruitment expenses (sign-in bonus, livescan/fingerprinting fees, etc.), Paycom/payroll fees, retirement service fees, and performance pay.</p> <p>The following expenditures will be funded by federal Title funds: N/A</p>		
2	Instructional materials and technology	<p>Charter School will manage the acquisition, distribution, and maintenance of equipment, materials, and technology needed to meet the academic, linguistic, cultural, social-emotional, and physical requirements of students. Charter School will annually review the alignment of instructional materials to standards and maintain an inventory of instructional materials and corresponding purchase of materials. Charter School will annually review budgets and plans to ensure an adequate budget for instructional materials. Charter School will ensure that students have sufficient access to standards-aligned instructional materials, including technology-based resources. Charter School will provide effective access and integration of technology resources, including software and mobile devices, that ensure meaningful access to CA Content Standards-aligned instructional programs.</p> <p>Expenditures associated with this action include the following: textbooks, instructional materials and supplies, teacher/classroom supplies and office materials, computers, Chromebooks, hotspots, and other technology equipment, IT manager salary and benefits, E-Rate consultancy, and basic software (Zendesk, AssetWorks, firewall,</p>	\$82,287.00	No

Action #	Title	Description	Total Funds	Contributing
		<p>Datto, CloudReady, Zoom, GoGuardian, etc.), phone/internet, and depreciation.</p> <p>The following expenditures will be funded by federal Title funds: N/A</p>		
3	Clean and safe facilities that support learning	<p>Charter School will strive to maintain a clean, safe, environmentally friendly, and inviting school that is worthy of our students, families, and staff and encourages successful teaching and learning. Charter School will continually improve and maintain facilities to ensure school safety, security, and high-quality learning and working environments. Charter School will do annual and monthly facility inspections to screen for ADA compliance and safety hazards; identified deficiencies will be quickly remedied. Daily general cleaning will maintain campus cleanliness. Maintenance and repairs will be provided by Charter School custodial staff and/or outsourced. As a STEAM-focused school, we aim to operate in a sustainable and environmentally responsible manner. Charter School will develop and monitor comprehensive safety and security plans, conduct necessary safety training for all staff and continue to work with stakeholders and experts to implement emergency and risk management procedures for individuals and the site. Charter School will procure and maintain necessary safety/emergency supplies, equipment, and items. Charter School will establish schedules and procedures for the supervision of students in non-classroom areas, including before and after school.</p> <p>Expenditures associated with this action include the following: facilities rent/acquisition cost, custodial staff salaries and benefits, custodial supplies, maintenance and repair services, gas/electric, security services, health and safety-related expenses (PPE, nursing services, etc.), and insurance costs (workers compensation, CharterSAFE, etc.)</p> <p>The following expenditures will be funded by federal Title funds: N/A</p>	\$255,000.00	

Action #	Title	Description	Total Funds	Contributing
4	Healthy and nutritious meals	<p>Charter School will maintain nutrition education resources and continue to focus on innovative ways to increase access to freshly prepared, nutritious foods to ensure students are well-nourished and ready to learn. Charter School will adhere to the MPS Wellness Policy guidelines on nutritious foods for all food sales and celebrations. The meal program aims to improve the diet and health of our students, help mitigate childhood obesity, model healthy eating to support the development of lifelong healthy eating patterns and support healthy choices while accommodating cultural food preferences and special dietary needs. Charter School will promote healthy food and beverage choices for all students throughout campus, as well as encourage participation in school meal programs.</p> <p>Expenditures associated with this action include the following: student meals, water, and refreshments.</p> <p>The following expenditures will be funded by federal Title funds: N/A</p>	\$9,000.00	Yes
5	Well-orchestrated Home Office support services	<p>The MPS Home Office provides services to the Charter School, supports and holds accountable the Charter School for compliance and meeting charter goals, provides best practices in curriculum and professional development and sets up systems and processes that support academic achievement and growth, operational effectiveness, and financial sustainability. The Home Office manages the business operations of schools, which reduces program and operations-related burdens of the Charter School administration and enables the Charter School to receive services at a lower cost. The services of the Home Office include, but are not limited to, academics, accountability, operations, IT, facilities, finance and accounting, human resources, and external relations. Instructional services are reflected in Goals 2-4.</p> <p>Expenditures associated with this action include the following: Home Office management fees, authorizer oversight fees, audit fees, bank fees, legal fees (YM&C, etc.), and other back-office-related expenses (Adaptive Insights, DataWorks, etc.)</p>	\$71,896.00	No

Action #	Title	Description	Total Funds	Contributing
		The following expenditures will be funded by federal Title funds: N/A		

Goal Analysis [2021-22]

An analysis of how this goal was carried out in the previous year.

A description of any substantive differences in planned actions and actual implementation of these actions.

Analysis of the 2021-22 goals will occur during the 2022-23 update cycle.

An explanation of material differences between Budgeted Expenditures and Estimated Actual Expenditures.

Analysis of the 2021-22 goals will occur during the 2022-23 update cycle.

An explanation of how effective the specific actions were in making progress toward the goal.

Analysis of the 2021-22 goals will occur during the 2022-23 update cycle.

A description of any changes made to the planned goal, metrics, desired outcomes, or actions for the coming year that resulted from reflections on prior practice.

Analysis of the 2021-22 goals will occur during the 2022-23 update cycle.

A report of the Estimated Actual Expenditures for last year's actions may be found in the Annual Update Expenditures Table.

Goals and Actions

Goal

Goal #	Description
2	EXCELLENCE: All students will have equitable access to a high-quality core curricular and instructional program and make academic progress on the California Content Standards. Students will pursue academic excellence and be college/career ready.

An explanation of why the LEA has developed this goal.

Charter School desires that all our students pursue academic excellence and be college/career ready. Effective core curriculum and instruction are central to academic success. Therefore, Charter School will ensure that all students, including but not limited to, ELs, students with disabilities, socioeconomically disadvantaged/low-income students, and students achieving below grade level, have access to a high-quality core curricular and instructional program with appropriate services and support. Targeted interventions will be utilized to create a high-quality differentiated environment where students are supported to engage at their optimal levels. Charter School will also provide professional development to staff to promote a cycle of continuous improvement, as well as supports for high quality delivery of the program that enables differentiation, particularly for unduplicated students and students with exceptional needs. Charter School will implement the actions listed under this goal and use the indicated metrics, such as CAASPP assessment results, to measure progress in achievement of academic excellence and college/career readiness.

Measuring and Reporting Results

Metric	Baseline	Year 1 Outcome	Year 2 Outcome	Year 3 Outcome	Desired Outcome for 2023–24
Percentage of programs and services outlined in the charter petition, including a broad course of study, that are developed and provided to students, certain programs and services being dependent on student need and interest (Source: Local	2020-21: 90%				2023-24: 100%

Metric	Baseline	Year 1 Outcome	Year 2 Outcome	Year 3 Outcome	Desired Outcome for 2023–24
Indicator Priority 7, SIS)					
Percentage of students who have sufficient access to all programs and services developed and provided to unduplicated students and to individuals with exceptional needs (Source: Local Indicator Priority 7, SIS)	2020-21: 100%				2023-24: 100%
Percentage of state standards implementation for all students (Source: Local Indicator Priority 2)	2020-21: 100%				2023-24: 100%
Percentage of completion of the formal and informal classroom observations by the school administration based on one formal and four informal observations per teacher per year (Source: TeachBoost)	2020-21: (As of 5/7/21) 74%				2023-24: 100%
Percentage of students who have received a grade of “C” or better (or	2020-21: (First semester) 80%				2023-24: 80%

Metric	Baseline	Year 1 Outcome	Year 2 Outcome	Year 3 Outcome	Desired Outcome for 2023–24
performed “proficient” on the related state standardized tests) in core subjects and electives (Source: SIS)					
Average Lexile Growth (L) from fall to spring (Source: myON)	2020-21: (As of 5/7/21) 65.1				2023-24: 60.0
Percentage of students meeting or exceeding standard on the CAASPP-ELA/Literacy assessments (Source: CDE DataQuest)	2018-19: <ul style="list-style-type: none"> All Students: 46.26% English Learners: 12.51% Socioeconomically Disadvantaged: 44.96% Students with Disabilities: 9.68% African American: 50% Hispanic: 44.21% 				2022-23: <ul style="list-style-type: none"> All Students: 50.00% English Learners: 17.00% Socioeconomically Disadvantaged: 50.00% Students with Disabilities: 15.00% African American: 51.00% Hispanic: 48.00%
Distance from Standard (DFS) on the CASSPP-ELA/Literacy assessments (Source: Dashboard)	2018-19: (2019 Dashboard) <ul style="list-style-type: none"> All Students: 16.3 points below standard 				2022-23: (2023 Dashboard) <ul style="list-style-type: none"> All Students: 9.0 points below standard

Metric	Baseline	Year 1 Outcome	Year 2 Outcome	Year 3 Outcome	Desired Outcome for 2023–24
CA School Dashboard)	<ul style="list-style-type: none"> English Learners: 48.3 points below standard Socioeconomically Disadvantaged: 19.7 points below standard Students with Disabilities: 97.8 points below standard African American: 7.1 points below standard Hispanic: 21.4 points below standard 				<ul style="list-style-type: none"> English Learners: 41.0 points below standard Socioeconomically Disadvantaged: 12.0 points below standard Students with Disabilities: 80.0 points below standard African American: 1.0 points below standard Hispanic: 13.0 points below standard
Percentage of students meeting their growth targets on the Measures of Academic Progress (MAP)-Reading assessment from fall to spring (Source: NWEA MAP)	2020-21: <ul style="list-style-type: none"> All Students: 61.6% English Learners: 53.1% Socioeconomically Disadvantaged: 65.0% 				2023-24: <ul style="list-style-type: none"> All Students: 65% English Learners: 65% Socioeconomically Disadvantaged: 65%

Metric	Baseline	Year 1 Outcome	Year 2 Outcome	Year 3 Outcome	Desired Outcome for 2023–24
	<ul style="list-style-type: none"> Students with Disabilities: 45.5% African American: 58.3% Hispanic: 63.3% 				<ul style="list-style-type: none"> Students with Disabilities: 65% African American: 65% Hispanic: 65%
Percentage of students meeting or exceeding standard on the CAASPP-Mathematics assessments (Source: CDE DataQuest)	2018-19: <ul style="list-style-type: none"> All Students: 38.36% English Learners: 12.51% Socioeconomically Disadvantaged: 38.28% Students with Disabilities: 12.90% African American: 35.71% Hispanic: 36.50% 				2022-23: <ul style="list-style-type: none"> All Students: 41.00% English Learners: 17.00% Socioeconomically Disadvantaged: 41.00% Students with Disabilities: 17.00% African American: 41.00% Hispanic: 41.00%
Distance from Standard (DFS) on the CASSPP-Mathematics assessments as measured by the CA School Dashboard	2018-19: (2019 Dashboard) <ul style="list-style-type: none"> All Students: 35.9 points below standard 				2022-23: (2023 Dashboard) <ul style="list-style-type: none"> All Students: 29.0 points below standard

Metric	Baseline	Year 1 Outcome	Year 2 Outcome	Year 3 Outcome	Desired Outcome for 2023–24
(Source: CA School Dashboard)	<ul style="list-style-type: none"> English Learners: 61.1 points below standard Socioeconomically Disadvantaged: 39.4 points below standard Students with Disabilities: 98.5 points below standard African American: 35.0 points below standard Hispanic: 41.6 points below standard 				<ul style="list-style-type: none"> English Learners: 54.0 points below standard Socioeconomically Disadvantaged: 32.0 points below standard Students with Disabilities: 88.0 points below standard African American: 28.0 points below standard Hispanic: 33.0 points below standard
Percentage of students meeting their growth targets on the Measures of Academic Progress (MAP)-Mathematics assessment from fall to spring (Source: NWEA MAP)	2020-21: <ul style="list-style-type: none"> All Students: 60.0% English Learners: 56.3% Socioeconomically Disadvantaged: 58.0% 				2023-24: <ul style="list-style-type: none"> All Students: 65.0% English Learners: 65.0% Socioeconomically Disadvantaged: 65.0%

Metric	Baseline	Year 1 Outcome	Year 2 Outcome	Year 3 Outcome	Desired Outcome for 2023–24
	<ul style="list-style-type: none"> • Students with Disabilities: 57.1% • African American: 33.3% • Hispanic: 63.0% • White: * 				<ul style="list-style-type: none"> • Students with Disabilities: 65.0% • African American: 65.0% • Hispanic: 65.0% • White: 65.0%
Percentage of ELs who increased at least one English Learner Progress Indicator (ELPI) Performance Level (PL) or who maintained ELPI PL 4 (ELP) between prior and current year (Source: CA School Dashboard)	2018-19: (2019 Dashboard) 44.8%				2022-23: (2023 Dashboard) 47.0%
Percentage of ELs reclassified to Fluent English Proficient (RFEP) annually (Source: CDE DataQuest)	2020-21: 12.1%				2023-24: 15.0%
Percentage of students meeting or exceeding standard on the CAASPP-Science assessments (Source: CDE DataQuest)	2018-19: <ul style="list-style-type: none"> • All Students: 10.35% • Socioeconomically Disadvantaged: 4.35% 				2022-23: <ul style="list-style-type: none"> • All Students: 16.00% • Socioeconomically Disadvantaged: 10.00%

Metric	Baseline	Year 1 Outcome	Year 2 Outcome	Year 3 Outcome	Desired Outcome for 2023–24
	<ul style="list-style-type: none"> Hispanic: 4.26% 				<ul style="list-style-type: none"> Hispanic: 10.00%

Actions

Action #	Title	Description	Total Funds	Contributing
1	Broad course of study and standards-based curriculum	<p>Charter School will provide students with a broad array of courses including core subjects (English, mathematics, social sciences, and science) and electives. Charter School will also provide all other academic programs and services outlined in its charter petition, certain programs and services being dependent on student need and interest. Charter School will design its master schedule to meet the needs of its students to ensure all academic content areas are available to all students, including student groups. All students will participate in a rigorous, relevant, and coherent standards-based curriculum that supports the achievement of the schoolwide learner outcomes, academic standards, and college- and career-readiness standards. The school will be appropriately staffed to implement the school master schedule.</p> <p>Expenditures associated with this action include the following: teacher salaries and benefits, principal salary and benefits, and substitute teacher expenses.</p> <p>The following expenditures will be funded by federal Title funds: Intervention teachers' salaries and benefits: Resource: Title I, Part A; Amount: \$8,169</p>	\$452,019.00	No
2	Professional development for high-quality instruction	Professional development will occur at the MPS organizational level and within the school. Charter School will ensure curricula, instruction, and assessments are aligned to the standards and that teachers participate in professional development on the implementation of	\$15,616.00	Yes

Action #	Title	Description	Total Funds	Contributing
		<p>standards (CCSS, NGSS, etc.) In addition to ongoing professional development activities that support efforts to increase student academic performance, all staff will be provided with multiple opportunities to grow professionally through induction processes, regular collaboration with colleagues, and curricular support. This involves instructional leadership, common walkthrough protocols, and professional feedback to promote a cycle of continuous improvement, as well as supports for high-quality delivery of the program that enables differentiation, particularly for unduplicated students and students with exceptional needs. Instructional leaders at the school and at the Home Office will assess staff professional development needs through formal and informal performance observation, surveys, and student performance data. Based on the data, combined with LCAP goals and the MPS Home Office high-quality instruction guidelines, the instructional leaders will determine common staff development days and tailor staff development to individual staff needs.</p> <p>Expenditures associated with this action include the following: professional development, tuition reimbursement, and TeachBoost software fees.</p> <p>The following expenditures will be funded by federal Title funds:</p> <ul style="list-style-type: none"> Tuition reimbursement for professional development: Resource: Title II, Part A; Amount: \$3,616 		
3	MTSS - Academic enrichment, intervention, and student support	<p>Charter School will implement MTSS as a systemic, continuous improvement framework in which data-based problem-solving and decision making is practiced across all levels of the educational system for supporting students. Charter School will synthesize CAASPP and MAP student achievement and growth data, as well as course grades, and other state and internal assessment scores, into reports and regularly review progress towards targets. Targeted interventions will be utilized to create a high-quality differentiated environment where students are supported to engage at their optimal levels. Charter School will provide additional supports and</p>	\$267,900.00	Yes

Action #	Title	Description	Total Funds	Contributing
		<p>interventions to all students, including but not limited to, 1-1 or small group interventions, targeted support via evidence-based supplemental intervention/enrichment materials and technology (reading, math, etc.), co-taught classes, Power English/Power Math classes, Study Skills, additional support during SSR/Advisory, before and after school tutoring, Saturday classes, and summer programs. SSPT, 504, and other support meetings will be coordinated among teachers and support roles (resource teachers, EL coordinator, department chairs, etc.)</p> <p>Expenditures associated with this action include the following: Dean of Academics salary and benefits, Title-I coordinator salary and benefits, instructional aide salaries and benefits, intervention teacher salaries and benefits, teacher stipends for after school, Saturday school, and summer school, NWEA MAP testing fees, Illuminate DnA fees, and evidence-based supplemental intervention/enrichment program fees (Edgenuity, ALEKS, IXL, Accelerated Reader, Lexercise, ST Math, Standards Plus, Quizizz, Padlet, Grade Slam, Sumdog, BrainPOP, NextGenMath, Membean, Spelling City, Turnitin, Seesaw, Listenwise, Grammarly, Cambium Learning, ABC Mouse, Learning A-Z, Cityspan, Flocabulary, Alexandria Library, Nearpod, Newsela, and myON.)</p> <p>The following expenditures will be funded by federal Title funds:</p> <ul style="list-style-type: none"> • Evidence-based supplemental intervention/enrichment program fees (for the programs listed in the expenditures description above such as myON, Quizizz, BrainPOP): Resource: Title I, Part A; Amount: \$16,993 • Evidence-based supplemental intervention/enrichment program fees (IXL): Resource: Title IV, Part A; Amount: \$5,000 		
4	Designated and integrated ELD programs	Charter School will provide services to ELs by proficiency level and provide ELD instruction aligned to the CA ELD standards and framework. Charter School will provide our ELs with core and supplemental ELD instructional materials and provide our teachers with PD focused on ELD standards. Our EL coordinator will monitor	\$93,812.00	Yes

Action #	Title	Description	Total Funds	Contributing
		<p>EL student progress in program implementation according to our EL Master Plan. Charter School teachers will provide instruction using designated and integrated ELD instructional strategies as outlined in the CHATS framework (and other research-based strategies such as SDAIE) to all students, including ELs. Charter School will provide culturally and linguistically relevant materials for students. ELs will receive further in-class instructional support which includes one-on-one teacher support and small group instruction. Charter School will strive to provide bilingual instructional assistants to provide primary language support to enable students to access content area instruction while gaining language proficiency. Charter School will ensure that teachers participate in PD on ELD instructional strategies and the CHATS framework. Charter School will provide regular and timely communication with families of EL students regarding annual assessments, program supports and services, and students' progress toward reclassification. This notification will include but is not limited to, annual parent notification letters, quarterly ELAC meetings, and parent-teacher conferences.</p> <p>Expenditures associated with this action include the following: EL coordinator salary and benefits, EL coordinator stipend, EL instructional aide salary and benefits, and Rosetta Stone program fees.</p> <p>The following expenditures will be funded by federal Title funds:</p> <ul style="list-style-type: none"> • EL Coordinator salary and benefits: Resource: Title I, Part A; Amount: \$4,705 		
5	Support for students with disabilities	Students with disabilities will receive services and supports as listed in their Individualized Education Programs (IEPs) (in addition to services they receive pertinent to low income, foster youth and English learner designations) in order to improve outcomes and close the achievement gap, including graduation rate and performance on statewide assessments. Students with disabilities will have access to all additional intervention and student support systems as outlined in Goal 2: Actions 3 and 4, as well as access to push-in and pull-out	\$163,176.00	No

Action #	Title	Description	Total Funds	Contributing
		<p>services, instructional aides, learning center services, and contracted services to provide each scholar with a Free and Appropriate Public Education in their least restrictive and most accessible learning environment. Students with disabilities dually identified as EL will have ELD goals in their IEPs in addition to goals addressing their specific areas of need based on their eligibility. Our SPED, EL, and general education teams will work in collaboration, monitor our scholars' progress toward IEP goal mastery, and provide progress reports to parents. In addition, all IEPs will be reviewed and present levels will be updated during annual and triennial reviews as required by the IDEA.</p> <p>Expenditures associated with this action include the following: SPED coordinator and teacher salaries and benefits, paraprofessional salaries and benefits, school psychologist salary and benefits, SPED intern salaries and benefits, outsourced SPED services fees, and SPED instructional materials and technology.</p> <p>The following expenditures will be funded by federal Title funds: N/A</p>		

Goal Analysis [2021-22]

An analysis of how this goal was carried out in the previous year.

A description of any substantive differences in planned actions and actual implementation of these actions.

Analysis of the 2021-22 goals will occur during the 2022-23 update cycle.

An explanation of material differences between Budgeted Expenditures and Estimated Actual Expenditures.

Analysis of the 2021-22 goals will occur during the 2022-23 update cycle.

An explanation of how effective the specific actions were in making progress toward the goal.

Analysis of the 2021-22 goals will occur during the 2022-23 update cycle.

A description of any changes made to the planned goal, metrics, desired outcomes, or actions for the coming year that resulted from reflections on prior practice.

Analysis of the 2021-22 goals will occur during the 2022-23 update cycle.

A report of the Estimated Actual Expenditures for last year's actions may be found in the Annual Update Expenditures Table.

Goals and Actions

Goal

Goal #	Description
3	INNOVATION: All students will have access to a well-rounded education that supports their readiness for college and the global world. Each student will become an independent, innovative scholar by practicing creativity in learning and using technology in transformative ways.

An explanation of why the LEA has developed this goal.

It is the Charter School's vision that our graduates are well-rounded critical thinkers and problem solvers who contribute to the global community. A significant step toward helping our students achieve their maximum potential involves providing a rigorous, relevant and college preparatory curriculum with a STEAM emphasis. Therefore, we will design educational experiences to meet the needs of our scholars with an emphasis on innovation and critical thinking. Charter School will also promote the benefits of a physically active lifestyle and will help students develop skills to engage in lifelong healthy habits, as well as incorporate essential health education concepts to our physical education program. In an effort to provide well-rounded education to our students, Charter School will strive to offer additional programs such as elective courses, arts, music, civics, languages other than English, clubs, etc. Charter School will implement the actions listed under this goal and use the indicated metrics to measure progress in provision of an innovative, well-rounded education that supports student readiness for college and the global world.

Measuring and Reporting Results

Metric	Baseline	Year 1 Outcome	Year 2 Outcome	Year 3 Outcome	Desired Outcome for 2023–24
Percentage of students enrolled in an Accelerated and/or Advanced Math course and/or Advanced Math club (Source: Local Indicator Priority 7, SIS)	2020-21: (As of 4/16/21) 2%				2023-24: 10%
Percentage of students in the current graduating class who have taken a	2020-21: (As of 4/16/21) 100%				2023-24: 100%

Metric	Baseline	Year 1 Outcome	Year 2 Outcome	Year 3 Outcome	Desired Outcome for 2023–24
Computer/Technology course and/or experienced blended learning in their program of study (Source: Local Indicator Priority 7, SIS)					
Percentage of students who have created or demonstrated a STEAM focused project, experiment, model or demo in the current year (Source: Local Indicator Priority 7, SIS)	2020-21: (As of 4/16/21) 95%				2023-24: 100%

Actions

Action #	Title	Description	Total Funds	Contributing
1	College/Career readiness programs and activities	<p>Charter School will promote a college-going culture through college visits, college/career days, and other college-related activities.</p> <p>Expenditures associated with this action include the following: college/career-related materials and activities.</p> <p>The following expenditures will be funded by federal Title funds:N/A</p>		Yes
2	STEAM and GATE programs	Charter School will offer STEAM and GATE programs and activities, including Accelerated/Advanced Math courses and clubs. Students will be provided opportunities during the day and after school to create or		Yes

Action #	Title	Description	Total Funds	Contributing
		<p>demonstrate a STEAM-focused project, experiment, model, or demo. We will also provide information and access to quality out-of-school STEAM activities and achievements. With CA Science Framework and NGSS integration, all our students will learn about engineering design, technology, and applications of science as part of their core classes. Furthermore, Charter School will design and implement engineering-related courses and activities, such as Code.org activities, Project Lead the Way (PLTW) programs, Robotics, etc. Gifted and talented students and students achieving above grade level will be engaged in all classes as teachers differentiate curriculum through adjustments of content through depth, complexity, and pacing. Emphasis will be on innovation, critical thinking, and logical reasoning. Learners will be challenged to investigate, using problem-based learning, and research.</p> <p>Expenditures associated with this action include the following: supplemental science program fees.</p> <p>The following expenditures will be funded by federal Title funds: N/A</p>		
3	Digital literacy and citizenship programs	<p>Charter School will educate our students and staff in digital literacy so that they adapt, create, consume, and connect in productive, responsible ways to utilize technology in academic, social, and professional settings. Charter School will offer Computer/Digital Literacy classes and/or blended learning experiences for our students. Teachers will participate in PD on Blended Learning and technology will be kept up to date. Students will be provided with opportunities to expand their literacy, computational, and communication skills with digital media; they will be writing advanced essays, conducting internet research, engaging in data collection, presenting ideas and drawing conclusions. Charter School staff will teach and model safe, savvy, and social digital citizenship; topics include, but are not limited to, using technology applications; digital footprint, privacy, and security; digital rights and responsibilities; using social media responsibly and digital etiquette.</p>	\$2,000.00	Yes

Action #	Title	Description	Total Funds	Contributing
		<p>Expenditures associated with this action include the following: computer teacher salary and benefits, internet security program fees, and digital literacy and citizenship program fees.</p> <p>The following expenditures will be funded by federal Title funds:</p> <ul style="list-style-type: none"> Digital literacy and citizenship program fees (Pear Deck): Resource: Title IV, Part A; Amount: \$2,000 		
4	Physical education, activity, and fitness	<p>Charter School will provide students with physical education, using an age-appropriate, sequential PE curriculum consistent with state standards for PE. The curriculum will promote the benefits of a physically active lifestyle and will help students develop skills to engage in lifelong healthy habits, as well as incorporate essential health education concepts. Charter School will offer recess before lunch and students will be provided with periodic opportunities to be active or to stretch throughout the day on all or most days during a typical school week. To the extent practicable, Charter School will ensure that its grounds and facilities are safe and that equipment is available to students to be active. Charter School will offer opportunities for students to participate in physical activity either before and/or after the school day (or both) through a variety of methods such as physical activity/sports clubs, intramurals, or interscholastic sports, etc. Charter School will adhere to the MPS Wellness Policy guidelines on physical education, activity, and fitness.</p> <p>Expenditures associated with this action include the following: PE/Health teacher salary and benefits and physical activity, fitness, and equipment expenses.</p> <p>The following expenditures will be funded by federal Title funds:</p> <ul style="list-style-type: none"> Physical activity, fitness, and equipment expenses: Resource: Title IV, Part A; Amount: \$1,000 	\$120,105.00	Yes

Action #	Title	Description	Total Funds	Contributing
5	Additional programs and activities that support well-rounded education	<p>In an effort to provide a well-rounded education to our students, Charter School will strive to offer additional programs such as elective courses, arts, music, civics, languages other than English, clubs, etc. Arts instruction focuses on developing students' creativity, imagination, discipline, and self-expression through drawing and fine arts. It is important that all our students, particularly unduplicated students, are provided with experiential learning opportunities, including but not limited to, instructional field trips, internships, community service programs, clubs, etc. Charter School teachers and other staff will offer after-school clubs for enrichment in the areas of, including, but not limited to, math, science, technology, engineering, ELA, languages other than English and culture, sports, visual and performing arts, community service, and others.</p> <p>Expenditures associated with this action include the following: teacher salaries and benefits for additional programs that support a well-rounded education, supplemental materials, field trip expenses, and afterschool/club expenses.</p> <p>The following expenditures will be funded by federal Title funds:</p> <ul style="list-style-type: none"> Afterschool/Club (Arts and music) expenses: Resource: Title IV, Part A; Amount: \$2,000 	\$3,000.00	Yes

Goal Analysis [2021-22]

An analysis of how this goal was carried out in the previous year.

A description of any substantive differences in planned actions and actual implementation of these actions.

Analysis of the 2021-22 goals will occur during the 2022-23 update cycle.

An explanation of material differences between Budgeted Expenditures and Estimated Actual Expenditures.

Analysis of the 2021-22 goals will occur during the 2022-23 update cycle.

An explanation of how effective the specific actions were in making progress toward the goal.

Analysis of the 2021-22 goals will occur during the 2022-23 update cycle.

A description of any changes made to the planned goal, metrics, desired outcomes, or actions for the coming year that resulted from reflections on prior practice.

Analysis of the 2021-22 goals will occur during the 2022-23 update cycle.

A report of the Estimated Actual Expenditures for last year's actions may be found in the Annual Update Expenditures Table.

Goals and Actions

Goal

Goal #	Description
4	CONNECTION: All students, families, staff, and other stakeholders will have access to meaningful engagement opportunities that help cultivate leadership, advocacy, and collaboration in a safe and nurturing environment. Stakeholders will feel a sense of community and connectedness.

An explanation of why the LEA has developed this goal.

School communities are integrated partnerships with the school site staff, families, students and all other stakeholders. This sense of connection creates a safe place for all learners and stakeholders to affirm individual strengths, develop capacity, celebrate character, build trusting and respectful relationships, promote unity and better decision making. Additionally, community cultivates identity and gives each member a sense of belonging and pride. Charter School will seek family input for decision making, utilize home visits and stakeholder surveys, and provide academic and social-emotional support through MTSS/PBIS. We will work with community partners to support the vision and goals of the school, including our students' development of personal and academic networks for long-term resilience and connection. Charter School will implement the actions listed under this goal and use the indicated metrics to measure progress in sustaining a sense of community and connectedness.

Measuring and Reporting Results

Metric	Baseline	Year 1 Outcome	Year 2 Outcome	Year 3 Outcome	Desired Outcome for 2023–24
Number of School Site Council (SSC) meetings per year (Source: Local Indicator Priority 3)	2020-21: (As of 5/16/21) 3				2023-24: 4
Number of English Learner Advisory Committee (ELAC) meetings per year (Source: Local Indicator Priority 3)	2020-21: (As of 5/16/21) 3				2023-24: 4
Number of Parent Advisory Committee	2020-21: (As of 5/16/21)				2023-24: 14

Metric	Baseline	Year 1 Outcome	Year 2 Outcome	Year 3 Outcome	Desired Outcome for 2023–24
(PAC) meetings per year (Source: Local Indicator Priority 3)	14				
Number of activities/events for parent involvement per year (Source: Local Indicator Priority 3)	2020-21: (As of 5/16/21) 14				2023-24: 4
Number of progress reports sent to parents per year (Source: Local Indicator Priority 3)	2020-21: 4				2023-24: 4
Percentage of students who have been home-visited by the teachers per year (Source: Local Indicator Priority 3, SIS)	2020-21: (As of 4/16/21) 26.1%				2023-24: 25.0%
Average Daily Attendance (ADA) Rate (Source: SIS)	2020-21: (P-2 ADA) 96.48				2023-24: 97.00%
Chronic Absenteeism Rate (Source: CA School Dashboard, SIS)	2020-21: (As of 4/7/21) 9.1%				2023-24: 9.0%
Middle School Dropout Rate (Source: CALPADS)	2020-21: (As of 4/16/21) 0.0%				2023-24: 0.0%

Metric	Baseline	Year 1 Outcome	Year 2 Outcome	Year 3 Outcome	Desired Outcome for 2023–24
Student Suspension Rate (Source: CALPADS, CA School Dashboard)	2020-21: (As of 4/9/21) 0.0%				2023-24: 0.0%
Student Expulsion Rate (Source: CALPADS, CDE DataQuest)	2020-21: (As of 4/9/21) 0.00%				2023-24: 0.00%
School experience survey participation rates (Source: Panorama Education)	2020-21: Students: 99.4% Families: 88.7% Staff: 100.0%				2023-24: Students: 95.0% Families: 90.0% Staff: 100.0%
School experience survey average approval rates (Source: Panorama Education)	2020-21: Students: 79% Families: 99% Staff: 93%				2023-24: Students: 80% Families: 95% Staff: 90%
Student retention rate (Source: SIS)	2020-21: (Spring 2020 to Fall 2020) 95%				2023-24: (Spring 2023 to Fall 2023) 85%

Actions

Action #	Title	Description	Total Funds	Contributing
1	Seeking family input for decision making	Charter School will hold periodic meetings to gather input from our families. Information/input sessions include Parent Advisory Committee (PAC) meetings, Parent Task Force (PTF) meetings, School Site Council (SSC) meetings, English Learner Advisory Committee (ELAC) meetings, Coffee with the Principal meetings, and Board of Directors meetings. Parents on our PTF and SSC also serve as our Parent Advisory Committee (PAC) for LCAP. Along with ELAC, such committees provide for representation of students in need (low		Yes

Action #	Title	Description	Total Funds	Contributing
		<p>income, English learners, foster youth, etc.) Feedback from our PAC, SSC, and ELAC provides valuable input for the LCAP. Charter School chooses to utilize the LCAP to serve as the SPSA. Charter School will also hold an annual meeting to inform parents and collect feedback about LCAP goals and actions, data and needs assessment, Title-funded activities, and budgets, UCP, parent involvement policy, and school-student-parent compact. In addition, Charter School will conduct parent surveys to seek feedback on school improvement.</p> <p>Expenditures associated with this action include the following: parent meeting expenses and Document Tracking Services (DTS) fees.</p> <p>The following expenditures will be funded by federal Title funds: N/A</p>		
2	Building partnerships with families for student outcomes	<p>Charter School will build trusting and respectful relationships with parents through activities/events, including Student/Parent Orientation, Back to School Night, and parent conferences to promote parental participation in programs. Administrators will greet all students and parents in the mornings during student drop-off and have an open-door policy welcoming all parents. Charter School will provide parents with access to course materials, homework assignments, projects, and records of students' grades through our SIS. Charter School will communicate further with the parents of students who are performing below grade level. Our teachers, administrators, and classified staff will visit students at their homes to discuss student progress and enhance student learning and involvement. Charter School will schedule annual workshops for parents as well as additional workshops for parents of EL and immigrant students. Topics to be covered include, but are not limited to, the school's EL Master Plan, stages of language acquisition, state testing, college application, using SIS to check student progress, study habits, and family literacy. Charter School will use a variety of communication channels to connect with families in a language that is understandable and accessible to them. A parent communication software will be utilized for voice and text communications, email, and push notifications. We</p>	\$114,369.00	

Action #	Title	Description	Total Funds	Contributing
		<p>will provide language translators at parent meetings to the extent practicable.</p> <p>Expenditures associated with this action include the following: Infinite Campus SIS fees, ParentSquare software fees, SchoolMint software fees, home-visit compensation, parent activity/event expenses, Parent Education Bridge program fees, Pitney Bowes expenses, Dean of Culture salary and benefits, and Office Manager/Administrative assistant salaries and benefits.</p> <p>The following expenditures will be funded by federal Title funds:</p> <ul style="list-style-type: none"> • Stipends for home visits: Resource: Title I, Part A; Amount: \$2,000 		
3	MTSS - PBIS and SEL support	<p>Charter School will provide a safe, nurturing, and engaging learning environment for all our students and families. Academic and social-emotional support will be provided to address student needs as well as instructional materials including free uniforms. Students who are homeless, experiencing housing instability, are in foster care or experiencing personal/family crisis, or have other special needs will be cared for in our supportive school community. Charter School will offer a Life Skills/Character Education program that provides students with valuable skills to support academic excellence and social skill development. We will annually assess our suspension/expulsion policies and procedures and implement alternatives to suspension/expulsion, including restorative practices. Teachers will establish classroom management procedures, foster positive relationships, and help create an atmosphere of trust, respect, and high expectations. Charter School will implement a positive and equitable student responsibility and behavior system with teaching, intervention, and prevention strategies and protocols that are clear, fair, incremental, restorative, and culturally responsive. Charter School will celebrate student and school achievements and organize recognition assemblies and other schoolwide culture-building activities. Charter School will inform parents and students of attendance policies specified in the Student/Parent Handbook and</p>	\$9,906.00	Yes

Action #	Title	Description	Total Funds	Contributing
		<p>encourage and support student attendance. Charter School will also implement the CORE DISTRICTS SEL Survey instrument in the fall and spring annually to assess the following social-emotional competencies: growth mindset, self-efficacy, self-management, and social awareness. As part of our MTSS efforts, school leadership, teachers, and support staff will analyze student SEL survey results in the fall to provide our students with targeted social-emotional support and then measure student responses again in the spring to measure growth, identify the greatest progress, and needs in order to inform our next steps.</p> <p>Expenditures associated with this action include the following: Dean of Students salary and benefits, discipline coordinator salary and benefits, office/attendance clerk salaries and benefits, school uniform fees, PD on classroom management, PBIS, and SEL support, SEL program fees, outsourced SEL services fees, and additional services for homeless students.</p> <p>The following expenditures will be funded by federal Title funds:</p> <ul style="list-style-type: none"> • Additional services for homeless students: Resource: Title I, Part A; Amount: \$1,000 		
4	Annual stakeholder surveys	<p>Charter School will annually administer school experience surveys to students, parents, and staff. Charter School will implement the CORE DISTRICTS Survey instrument to assess our stakeholders' perceptions of the following school climate indicators: climate of support for academic learning; knowledge and fairness of discipline, rules and norms; safety; and sense of belonging (school connectedness). In addition, we ask our stakeholders open-ended questions about what they like the best and the least about the school and suggestions for improvement. This feedback instrument provides all staff and school leaders with valuable information about how students see their classes, how much parents are involved, how supported staff feel and how to facilitate improvement. Our staff will analyze the survey results to identify the greatest progress and needs in order to inform our next steps.</p>	\$1,000.00	Yes

Action #	Title	Description	Total Funds	Contributing
		<p>Expenditures associated with this action include the following: Panorama Education survey fees.</p> <p>The following expenditures will be funded by federal Title funds:</p> <ul style="list-style-type: none"> • Panorama Education survey fees: Resource: Title I, Part A; Amount: \$1,000 		
5	Community outreach and partnerships	<p>Charter School will establish community, business, institutional and civic partnerships that invest in and support the vision and goals of the school. School staff will participate in local activities that engage community members and staff in communicating school successes to the broader community. Charter School will secure community support to sustain existing resources and add new resources that address emerging student needs. Charter School leadership will actively develop relationships with a range of stakeholders, policymakers, and researchers to identify and address issues, trends, and potential changes that affect the context and conduct of education.</p> <p>Expenditures associated with this action include the following: membership fees (CCSA, WASC, etc.), marketing, branding, outreach, and partnership expenses.</p> <p>The following expenditures will be funded by federal Title funds: N/A</p>	\$2,500.00	Yes

Goal Analysis [2021-22]

An analysis of how this goal was carried out in the previous year.

A description of any substantive differences in planned actions and actual implementation of these actions.

Analysis of the 2021-22 goals will occur during the 2022-23 update cycle.

An explanation of material differences between Budgeted Expenditures and Estimated Actual Expenditures.

Analysis of the 2021-22 goals will occur during the 2022-23 update cycle.

An explanation of how effective the specific actions were in making progress toward the goal.

Analysis of the 2021-22 goals will occur during the 2022-23 update cycle.

A description of any changes made to the planned goal, metrics, desired outcomes, or actions for the coming year that resulted from reflections on prior practice.

Analysis of the 2021-22 goals will occur during the 2022-23 update cycle.

A report of the Estimated Actual Expenditures for last year's actions may be found in the Annual Update Expenditures Table.

Increased or Improved Services for Foster Youth, English Learners, and Low-Income Students [2021-22]

Percentage to Increase or Improve Services	Increased Apportionment based on the Enrollment of Foster Youth, English Learners, and Low-Income students
32.48%	\$208,968

The Budgeted Expenditures for Actions identified as Contributing may be found in the Increased or Improved Services Expenditures Table.

Required Descriptions

For each action being provided to an entire school, or across the entire school district or county office of education (COE), an explanation of (1) how the needs of foster youth, English learners, and low-income students were considered first, and (2) how these actions are effective in meeting the goals for these students.

- Goal 1: Action 4: Healthy and nutritious meals

MPS is committed to the optimal development of every student. Research shows that two components, good nutrition and physical activity before, during and after the school day, are strongly correlated with positive student outcomes. For example, student participation in the U.S. Department of Agriculture’s (USDA) School Breakfast Program is associated with higher grades and standardized test scores, lower absenteeism and better performance on cognitive tasks. Conversely, less-than-adequate consumption of specific foods including fruits, vegetables and dairy products, is associated with lower grades among students. Finally, there is evidence that adequate hydration is associated with better cognitive performance. With consideration of the importance of good nutrition, Charter School will maintain nutrition education resources and continue to focus on innovative ways to increase access to freshly prepared, nutritious foods to ensure students are well-nourished and ready to learn. Low-income students are eligible to receive reduced-price or free meals at school and this action will result in increased and improved services, particularly for our low-income students, who may not have access to nutritious meals and are experiencing poor health outcomes. With the needs of low-income students in mind, this action will be provided on a schoolwide basis. It was found effective in the current school year and will be continued in the coming school year. Charter School will promote healthy food and beverage choices for all students throughout campus, as well as encourage participation in school meal programs. Charter School will adhere to the MPS Wellness Policy guidelines on nutritious foods for all food sales and celebrations. We expect the meal program will help improve the diet and health of our students and mitigate childhood obesity, model healthy eating to support the development of lifelong healthy eating patterns and support healthy choices while accommodating cultural food preferences and special dietary needs. We also expect this action will result in increased student belonging as measured by the annual student surveys in Goal 4: Action 4.

- Goal 2: Action 2: Professional development for high-quality instruction

The majority of Charter School's student population consists of low-income and socioeconomically disadvantaged students, English learners, and students with disabilities, many of whom are dually identified as EL. These student groups have social and emotional conditions that influence academic learning, as evidenced by the performance gaps on the CA School Dashboard, CAASPP results, and other available data. Addressing the unique needs of students from diverse backgrounds is a major challenge because our teachers need to be prepared with the relevant content knowledge, experience, and training, with a focus on cultural and linguistic characteristics of our diverse learners. With the needs of our diverse student body in mind, Charter School will ensure curricula, instruction, and assessments are aligned to the standards and that teachers participate in professional development on the implementation of standards (CCSS, NGSS, etc.) In addition to ongoing professional development activities that support efforts to increase student academic performance, all staff will be provided with multiple opportunities to grow professionally through induction processes, regular collaboration with colleagues, and curricular support. This involves instructional leadership, common walkthrough protocols using the TeachBoost software, and professional feedback to promote a cycle of continuous improvement, as well as supports for high quality delivery of the program that enables differentiation, particularly for unduplicated students and students with exceptional needs. Instructional leaders at the school and at the Home Office will assess staff professional development needs through formal and informal performance observations, surveys, and student performance data. Based on the data, combined with LCAP goals and the MPS Home Office high quality instruction guidelines, the instructional leaders will determine common staff development days and tailor staff development to individual staff needs. This action was found effective in the current school year and will be continued in the coming school year. We expect this schoolwide action will result in increased academic achievement of our student groups on the CA School Dashboard, CAASPP assessments, MAP assessments, and student grades as identified in our LCAP metrics in Goal 2.

- Goal 2: Action 3: MTSS - Academic enrichment, intervention, and student support

The majority of Charter School's student population consists of low-income and socioeconomically disadvantaged students, English learners, and students with disabilities, many of whom are dually identified as EL. These student groups have social and emotional conditions that influence academic learning, as evidenced by the performance gaps on the CA School Dashboard, CAASPP results, and other available data. Most of our low-income students have parents working multiple jobs and need academic support. Foster youth and English learners may experience feelings of anxiety and confusion. Students struggle with access to materials, technology, and a quiet, private place to study. There are gaps in their learning that need individualized attention. Considering the needs of our vulnerable student groups in mind, Charter School will implement MTSS as a systemic, continuous improvement framework in which data-based problem-solving and decision making is practiced across all levels of the educational system for supporting students. Charter School will synthesize CAASPP and MAP student achievement and growth data, as well as course grades, and other state and internal assessment scores, into reports and regularly review progress towards targets. Targeted interventions will be utilized to create a high-quality differentiated environment where students are supported to engage at their optimal levels. Charter School will provide additional supports and interventions to all students, including but not limited to, 1-1 or small group interventions, targeted support via evidence-based supplemental intervention/enrichment materials and technology (reading, math, etc.), co-taught classes, Power English/Power Math classes, Study Skills, additional support during SSR/Advisory, before and after school tutoring, Saturday classes, and summer programs. SSPT, 504, and other

support meetings will be coordinated among teachers and support roles (resource teachers, EL coordinator, department chairs, etc.) We expect that these student supports and interventions will provide increased and improved services for all our unduplicated students who need extra support and attention. This action was found effective in the current school year and will be continued in the coming school year. It will be provided on a schoolwide basis and we expect all student groups to show academic growth as measured by the CA School Dashboard, CAASPP assessments, MAP assessments, student grades, and other metrics as identified in our LCAP metrics in Goal 2.

- Goal 2: Action 4: Designated and integrated ELD programs

The majority of Charter School's student population consists of English Learners (EL), Reclassified Fluent English Proficient (RFEP) students, and students with disabilities, many of whom are dually identified as EL. ELs need designated English language development instruction. Emerging ELs lack English speaking experience and struggle to communicate. Both ELs and RFEPs have a strong need for meaningful connections among fundamental concepts in the curriculum to their prior knowledge and experiences. They need additional literacy instruction, support, and interventions. Teachers of ELs need to have knowledge of EL strategies and culturally responsive instruction. Considering the needs of our ELs, Charter School will provide services to ELs by proficiency level and provide ELD instruction aligned to the CA ELD standards and framework. Charter School will provide our ELs with core and supplemental ELD instructional materials and provide our teachers with PD focused on ELD standards. Our EL coordinator will monitor EL student progress in program implementation according to our EL Master Plan. Charter School teachers will provide instruction using designated and integrated ELD instructional strategies as outlined in the CHATS framework (and other research-based strategies such as SDAIE) to all students, including ELs. Charter School will provide culturally and linguistically relevant materials for students. ELs will receive further in-class instructional support which includes one-on-one teacher support and small group instruction. Charter School will strive to provide bilingual instructional assistants to provide primary language support to enable students to access content area instruction while gaining language proficiency. Charter School will ensure that teachers participate in PD on ELD instructional strategies and CHATS framework. Charter School will provide regular and timely communication with families of EL students regarding annual assessments, program supports and services, and students' progress toward reclassification. This notification will include, but is not limited to, annual parent notification letters, quarterly ELAC meetings, and parent-teacher conferences. These supports and services will provide increased and improved services for our English learners. This action was found effective in the current school year and will be continued in the coming school year. While some of the actions described here, including the designated ELD instruction, will be targeted only to ELs, the rest of the actions, including integrated ELD instruction, will be provided for all students. RFEP students, students with disabilities, and all other student groups will benefit from this schoolwide action. We expect this action will result in increased academic achievement of our student groups, particularly of our ELs, on the CA School Dashboard, CAASPP assessments, MAP assessments, student grades, Lexile growth, and EL reclassification rates as identified in our LCAP metrics in Goal 2.

- Goal 3: Action 1: College/Career readiness programs and activities

The majority of Charter School's student population consists of low-income and socioeconomically disadvantaged students, English learners, and students with disabilities. Many of our students are also the first generation in their families who will attend college. Most of

them lack parental support and experience financial difficulties. Our students have a great need for guidance about college/career choices and support for preparation. A college-going, supportive culture at the school is necessary for our students' college/career readiness. With the needs of our unduplicated students in mind, Charter School will promote a college-going culture through college visits, college/career days, and other college related activities. These activities are particularly helpful for first-generation college-bound students who lack parental support strategies and experience financial constraints. This action was found effective in the current school year and will be continued in the coming school year. We expect this schoolwide action will result in increases in student grades, attendance rates, and percentage of students enrolled in accelerated programs and involved in STEAM activities, eventually leading to students taking rigorous courses in high school to better prepare for college and career.

- Goal 3: Action 2: STEAM and GATE programs

Charter School has a vision to help reverse the tide of U.S. students falling behind their peers in other nations in critical subjects like math and science. We strive to graduate students who come from historically underserved neighborhoods as scientific thinkers that contribute to the global community as socially responsible and educated members of society. Charter School's educational approach is based on the conviction that STEAM education is essential to improving our modern society's knowledge base and adaptability to the fast pace of ever-changing technological advancements. Historically, the number of African American and Latino students pursuing careers in STEAM fields has been very low. Research suggests that a significant cause of these low numbers is that students have inadequate exposure to intensive STEAM curricula. Charter School strives to address the shortage by inspiring and preparing students to choose career paths in science and technology. The majority of Charter School's student population consists of low-income and socioeconomically disadvantaged students of color, English learners, and students with disabilities. With the needs of our community in mind, Charter School will offer STEAM and GATE programs and activities, including Accelerated/Advanced Math course and club. Students will be provided opportunities during the day and after school to create or demonstrate a STEAM focused project, experiment, model or demo. We will also provide information and access to quality out-of-school STEAM activities and achievements. With CA Science Framework and NGSS integration, all our students will learn about engineering design, technology, and applications of science as part of their core classes. Furthermore, Charter School will design and implement engineering-related courses and activities, such as Code.org activities, Project Lead the Way (PLTW) programs, Robotics, etc. Unduplicated students will receive increased and improved support through access to supplemental STEAM programs and activities. Gifted and talented students and students achieving above grade level will be engaged in all classes as teachers differentiate curriculum through adjustments of content through depth, complexity, and pacing. Emphasis will be on innovation, critical thinking, and logical reasoning. This action was found effective in the current school year and will be continued in the coming school year. We expect this schoolwide action will challenge our learners to investigate, use problem-based learning, research, and help become independent and innovative scholars. Goal 3 includes metrics for the percentage of students enrolled in an Accelerated and/or Advanced Math course and/or Advanced Math club, percentage of students in the current graduating class who have taken a Computer/Technology course and/or experienced blended learning in their program of study, and percentage of students who have created or demonstrated a STEAM focused project, experiment, model or demo in the current year.

- Goal 3: Action 3: Digital literacy and citizenship programs

The majority of Charter School's student population consists of low-income and socioeconomically disadvantaged students, English learners, and students with disabilities, many of whom are dually identified as EL. These student groups have social and emotional conditions that influence academic learning and effective literacy, communication, and presentation skills. Most of our low-income students struggle with access to technology as well. Our students have a great need to learn ways to utilize technology in an effective and responsible way. With such needs of our students in mind, Charter School will educate our students and staff in digital literacy so that they adapt, create, consume, and connect in productive, responsible ways to utilize technology in academic, social, and professional settings. Charter School will offer Computer/Digital Literacy classes and/or blended learning experiences for our students. Teachers will participate in PD on Blended Learning and technology will be kept up to date. Students will be provided with opportunities to expand their literacy, computational, and communication skills with digital media; they will be writing advanced essays, conducting internet research, engaging in data collection, presenting ideas and drawing conclusions. Charter School staff will teach and model safe, savvy, and social digital citizenship; topics include, but are not limited to, using technology applications; digital footprint, privacy, and security; digital rights and responsibilities; using social media responsibly and digital etiquette. These activities will result in increased and improved services for our unduplicated students. This action was found effective in the current school year and will be continued in the coming school year. We expect this schoolwide action will help our students expand their knowledge and skills in an ever-evolving digital world. Goal 3 includes a metric for the percentage of students in the current graduating class who have taken a Computer/Technology course and/or experienced blended learning in their program of study.

- Goal 3: Action 4: Physical education, activity, and fitness

MPS is committed to the optimal development of every student. Research shows that two components, good nutrition and physical activity before, during and after the school day, are strongly correlated with positive student outcomes. Students who are physically active through active transport to and from school, recess, physical activity breaks, high-quality physical education and extracurricular activities do better academically. With consideration of the importance of physical fitness, Charter School will provide students with physical education, using an age-appropriate, sequential PE curriculum consistent with state standards for PE. The curriculum will promote the benefits of a physically active lifestyle and will help students develop skills to engage in lifelong healthy habits, as well as incorporate essential health education concepts. Charter School will offer recess before lunch and students will be provided with periodic opportunities to be active or to stretch throughout the day on all or most days during a typical school week. To the extent practicable, Charter School will ensure that its grounds and facilities are safe, and that equipment is available to students to be active. Charter School will offer opportunities for students to participate in physical activity either before and/or after the school day (or both) through a variety of methods such as physical activity/sports clubs, intramurals or interscholastic sports, etc. Charter School will adhere to the MPS Wellness Policy guidelines on physical education, activity, and fitness. With the needs of low-income students in mind, this action will be provided on a schoolwide basis. It was found effective in the current school year and will be continued in the coming school year. We expect this action will help improve the health of our students and model physical fitness to support the development of lifelong healthy living patterns. We also expect this action will result in increased student belonging as measured by the annual student surveys in Goal 4: Action 4.

- Goal 3: Action 5: Additional programs and activities that support well-rounded education

The majority of Charter School's student population consists of low-income and socioeconomically disadvantaged students, English learners, and students with disabilities. Traditionally, schools focus on ELA and math interventions to address the learning gap between vulnerable student groups and their peers. Other important well-rounded programs such as arts, music, civics, and languages other than English may not get the same attention. On the other hand, well-rounded programs help students develop competencies and creative skills in problem solving, communication, and management of time and resources that contribute to lifelong learning and career skills. Our low-income students come from underserved communities that do not have adequate resources and access to experiential learning opportunities. In an effort to provide well-rounded education to our students, Charter School will strive to offer additional programs such as elective courses, arts, music, civics, languages other than English, clubs, etc. Arts instruction focuses on developing students' creativity, imagination, discipline and self-expression through drawing and fine arts. It is important that all our students, particularly unduplicated students, are provided with experiential learning opportunities, including but not limited to, instructional field trips, internships, community service programs, clubs, etc. Charter School teachers and other staff will offer after school clubs for enrichment in the areas of, including, but not limited to, math, science, technology, engineering, ELA, language other than English and culture, sports, visual and performing arts, community service, and others. These well-rounded programs and activities will result in increased and improved services for our unduplicated students. With the needs of our unduplicated students in mind, this action will be provided on a schoolwide basis. It was found effective in the current school year and will be continued in the coming school year. We expect this action will help our scholars become independent and innovative scholars. We also expect this action will result in increased academic achievement as measured by the LCAP metrics in Goal 2 as well as increased student belonging as measured by the annual student surveys in Goal 4: Action 4.

- Goal 4: Action 1: Seeking family input for decision making

It is important that parents are engaged in the development of all school plans, including, but not limited to, the LCAP, SPSA (Charter School uses the LCAP to serve as the SPSA), and WASC Self-Study. Charter School wishes to engage all parents, to the extent applicable, in the process of school review and improvement. This includes reviewing the school's goals, actions, programs, data, and funds, including evaluation of actions and programs and effective use of funds. The majority of Charter School's student population consists of low-income and socioeconomically disadvantaged students, English learners, and students with disabilities. Most of our low-income students have parents working multiple jobs. Parents of our ELs need capacity building to support the needs of our ELs. In order to engage parents in an organized, ongoing and timely manner in the planning, review and improvement of our programs, Charter School needs to provide multiple channels to engage parents in decision making. Considering the needs of our unduplicated students and their families, Charter School will hold periodic meetings to gather input from our families. Information/input sessions include Parent Advisory Committee (PAC) meetings, Parent Task Force (PTF) meetings, School Site Council (SSC) meetings, English Learner Advisory Committee (ELAC) meetings, Coffee with the Principal meetings, and Board of Directors meetings. Parents on our PTF and SSC also serve as our Parent Advisory Committee (PAC) for LCAP. Along with ELAC, such committees provide for representation of students in need (low income, English learners, foster youth, etc.) Feedback from our PAC, SSC, and ELAC provides valuable input for the LCAP. Charter School chooses to utilize the LCAP to serve as the SPSA. Charter School will also hold an annual meeting to inform parents and collect feedback about LCAP goals and actions, data and needs assessments, Title-funded activities and budgets, UCP, parent involvement policy and school-student-parent compact. In addition, Charter School will conduct parent surveys to seek feedback on school improvement. These activities will result in increased and

improved services for our unduplicated students and their families. With the needs of our unduplicated students and their families in mind, this action will be provided on a schoolwide basis. It was found effective in the current school year and will be continued in the coming school year. We expect this action will help further engage our families in decision making. Charter School utilizes the self-reflection tool for Local Priority 3, i.e., Parent and Family Engagement, to measure progress in building the capacity of and supporting family members to effectively engage in advisory groups and decision making as well as progress in providing all families with opportunities to provide input on policies and programs, and implementing strategies to reach and seek input from any underrepresented groups in the school community. We also expect this action will result in increased parent satisfaction as measured by the annual stakeholder surveys in Goal 4: Action 4.

- Goal 4: Action 2: Building partnerships with families for student outcomes

Family engagement is an essential strategy for building pathways to college and career readiness for all students and is an essential component of a systems approach to improving outcomes for all students. More than thirty years of research has shown that family engagement can lead to improved student outcomes (e.g., attendance, engagement, academic outcomes, social emotional learning, etc.) To engage all families equitably, it is necessary to understand the cultures, languages, needs and interests of families in our school community. Furthermore, developing family engagement policies, programs, and practices needs to be done in partnership with local families, using the tools of continuous improvement. The majority of Charter School's student population consists of low-income and socioeconomically disadvantaged students, English learners, and students with disabilities. Most of our low-income students have parents working multiple jobs. Parents of our ELs need capacity building to support the needs of our ELs. In order to build partnerships with our families for student outcomes, Charter School will build trusting and respectful relationships with parents through activities/events, including Student/Parent Orientation, Back to School Night, and parent conferences to promote parental participation in programs. Administrators will greet all students and parents in the mornings during student drop off and have an open-door policy welcoming all parents. Charter School will provide parents with access to course materials, homework assignments, projects, and records of students' grades through our SIS. Charter School will communicate further with the parents of students who are performing below grade level. Our teachers, administrators, and classified staff will visit students at their homes to discuss student progress and enhance student learning and involvement. Charter School will schedule annual workshops for parents as well as additional workshops for parents of EL and immigrant students. Topics to be covered include, but are not limited to, the school's EL Master Plan, stages of language acquisition, state testing, college application, using SIS to check student progress, study habits, and family literacy. Charter School will use a variety of communication channels to connect with families in a language that is understandable and accessible to them. A parent communication software will be utilized for voice and text communications, email, and push notifications. We will provide language translators at parent meetings to the extent practicable. These activities will result in increased and improved services for our unduplicated students and their families. With the needs of our unduplicated students and their families in mind, this action will be provided on a schoolwide basis. It was found effective in the current school year and will be continued in the coming school year. We expect this action will help further engage our families in building partnerships with the school for student outcomes. Charter School utilizes the self-reflection tool for Local Priority 3, i.e., Parent and Family Engagement, to measure progress in creating welcoming environments and building trusting and respectful relationships with families, developing multiple opportunities for 2-way communication between families and educators using language that is understandable and accessible to families, and providing families with information and resources to support student learning and development in the home. We also expect this action will result in increased academic achievement and lifelong learning as measured by the LCAP metrics in Goals 2 and 3, increased home

visit rate and ADA rate, and decreased chronic absenteeism rate, dropout rate, and student suspension/expulsion rates as measured in Goal 4. We also expect this action will result in increased student, parent, and staff satisfaction rates as measured by the annual stakeholder surveys in Goal 4: Action 4.

- Goal 4: Action 3: MTSS - PBIS and SEL support

The majority of Charter School's student population consists of low-income and socioeconomically disadvantaged students, English learners, and students with disabilities. These student groups have social and emotional conditions that influence academic learning, as evidenced by the performance gaps on the CA School Dashboard, CAASPP results, and other available data. These student groups also have lower ADA rates while they have higher chronic absenteeism and office referral rates. Children living in poverty are more likely to incur more adverse childhood experiences including abuse, neglect, exposure to neighborhood violence, or an incarcerated parent. Foster youth and English learners may experience feelings of anxiety and confusion. Charter School needs to take action to address the unique academic, social and emotional needs of low-income students, students with disabilities, English learners, racial and ethnic minorities, students experiencing homelessness, and foster care youth. Considering the needs of our vulnerable student groups in mind, Charter School will provide a safe, nurturing, and engaging learning environment for all our students and families. Academic and social-emotional support will be provided to address student needs as well as instructional materials including free uniforms. Students who are homeless, experiencing housing instability, are in foster care or experiencing personal/family crisis or have other special needs will be cared for in our supportive school community. Charter School will offer a Life Skills/Character Education program that provides students with valuable skills to support academic excellence and social skill development. We will annually assess our suspension/expulsion policies and procedures and implement alternatives to suspension/expulsion, including restorative practices. Teachers will establish classroom management procedures, foster positive relationships, and help create an atmosphere of trust, respect, and high expectations. Charter School will implement a positive and equitable student responsibility and behavior system with teaching, intervention and prevention strategies and protocols that are clear, fair, incremental, restorative, and culturally responsive. Charter School will celebrate student and school achievements and organize recognition assemblies and other schoolwide culture-building activities. Charter School will inform parents and students of attendance policies specified in the Student/Parent Handbook and encourage and support student attendance. Charter School will also implement the CORE DISTRICTS SEL Survey instrument in the fall and spring annually to assess the following social-emotional competencies: growth mindset, self-efficacy, self-management, and social awareness. As part of our MTSS efforts, school leadership, teachers, and support staff will analyze student SEL survey results in the fall to provide our students with targeted social-emotional support and then measure student responses again in the spring to measure growth, identify greatest progress and needs in order to inform our next steps. These activities will result in increased and improved PBIS and SEL support for our unduplicated students, as well as additional supports for homeless and immigrant students. With the needs of our vulnerable students and their families in mind, this action will be provided on a schoolwide basis. It was found effective in the current school year and will be continued in the coming school year. We expect this action will help provide a foundation for safe and positive learning, and enhance students' mental health and abilities to succeed in school, careers, and life. We also expect this action will result in increased academic achievement and lifelong learning as measured by the LCAP metrics in Goals 2 and 3, increased ADA rate and decreased chronic absenteeism rate, dropout rate, and student suspension/expulsion rates as measured in Goal 4. We also expect this action will result in increased student, parent, and staff satisfaction rates as measured by the annual stakeholder surveys in Goal 4: Action 4.

- Goal 4: Action 4: Annual stakeholder surveys

It is important that parents, students, and staff are engaged in the development of all school plans, including, but not limited to, the LCAP, SPSA (Charter School uses the LCAP to serve as the SPSA), and WASC Self-Study. Charter School wishes to engage all parents, to the extent applicable, in the process of school review and improvement. The majority of Charter School's student population consists of low-income and socioeconomically disadvantaged students, English learners, and students with disabilities. To engage all students and families equitably, it is necessary to understand the cultures, languages, needs and interests of students and families in our school community. Stakeholder voices, i.e., voices of our students, families, staff, and other school community members, play a powerful role in helping us learn how to improve our teaching, leadership, and other school practices. In order to engage stakeholders in an organized, ongoing and timely manner in the planning, review and improvement of our programs, Charter School needs to provide multiple channels to engage stakeholders in decision making. Surveys have been the primary means of collecting student, family, and staff voices about what we are doing great and should keep doing, and what areas for improvement are so we can continue to provide our students with the best quality education. Considering the needs of our unduplicated students and their families, MPS uses an online platform to provide students, families, and staff with groups of questions that measure their perceptions of teaching and learning, as well as their perceptions of school climate and safety. This feedback instrument provides teachers and school leaders with valuable data about how students see their classes, how much parents are involved, how supported staff feel and how to facilitate improvement. Charter School will annually administer school experience surveys to students, parents, and staff. Charter School will implement the CORE DISTRICTS Survey instrument to assess our stakeholders' perceptions of the following school climate indicators: climate of support for academic learning; knowledge and fairness of discipline, rules and norms; safety; and sense of belonging (school connectedness). In addition, we ask our stakeholders open-ended questions about what they like the best and the least about the school and suggestions for improvement. This feedback instrument provides all staff and school leaders with valuable information about how students see their classes, how much parents are involved, how supported staff feel and how to facilitate improvement. Our staff will analyze the survey results to identify the greatest progress and needs in order to inform our next steps. The surveys help identify and plan for increased and improved services for our unduplicated students and their families. With the needs of our unduplicated students and their families in mind, this action will be provided on a schoolwide basis. It was found effective in the current school year and will be continued in the coming school year. We expect this action will help provide valuable feedback for school improvement. We also expect this action will result in increased student, parent, and staff satisfaction rates as measured in Goal 4.

- Goal 4: Action 5: Community outreach and partnerships

The majority of Charter School's student population consists of low-income and socioeconomically disadvantaged students, English learners, and students with disabilities. Our low-income students come from underserved communities that do not have adequate resources and access to experiential learning opportunities. Many of our students are also the first generation in their families who will attend college. Most of them lack parental support and experience financial difficulties. Our students have a great need for guidance about college/career choices and support for preparation. These student groups have social and emotional conditions that influence academic learning, as evidenced by the performance gaps on the CA School Dashboard, CAASPP results, and other available data. They also have lower ADA rates while they have higher chronic absenteeism and office referral rates. Children living in poverty are more likely to incur more adverse childhood experiences including abuse, neglect, exposure to neighborhood violence, or an incarcerated parent. Foster youth and English

learners may experience feelings of anxiety and confusion. Charter School needs to take action to address the unique academic, social and emotional needs of low-income students, students with disabilities, English learners, racial and ethnic minorities, students experiencing homelessness, and foster care youth. Considering the needs of our vulnerable student groups in mind, Charter School will establish community, business, institutional and civic partnerships that invest in and support the vision and goals of the school. School staff will participate in local activities that engage community members and staff in communicating school successes to the broader community. Charter School will secure community support to sustain existing resources and add new resources that address emerging student needs. Charter School leadership will actively develop relationships with a range of stakeholders, policymakers, and researchers to identify and address issues, trends, and potential changes that affect the context and conduct of education. These activities will result in increased and improved resources for our unduplicated students and will be particularly helpful for first-generation college-bound students who lack parental support strategies and experience financial constraints. With the needs of our unduplicated students and their families in mind, this action will be provided on a schoolwide basis. It was found effective in the current school year and will be continued in the coming school year. We expect this action will provide students and families with information and resources to support student learning and development. We also expect this action will result in increased academic achievement and lifelong learning as measured by the LCAP metrics in Goals 2 and 3, increased ADA rate, and graduation rate, and decreased chronic absenteeism rate, dropout rate, and student suspension/expulsion rates as measured in Goal 4. We also expect this action will result in increased student, parent, and staff satisfaction rates as measured in Goal 4.

A description of how services for foster youth, English learners, and low-income students are being increased or improved by the percentage required.

Charter School will increase or improve services provided for unduplicated students by at least the percentage calculated as compared to the services provided for all students in the LCAP year. Services are increased (in quantity) or improved (in quality) by those actions in our LCAP that are included in the Goals and Actions section as "contributing" to the increased or improved services requirement. We expect that these actions will result in the required proportional increase or improvement in services for unduplicated pupils as compared to the services we provide to all students. Charter School will increase or improve services for our unduplicated students through the following actions:

- Goal 1: Action 4: Healthy and nutritious meals

Low-income students are eligible to receive reduced-price or free meals at school. Charter School will maintain nutrition education resources and promote healthy food and beverage choices for all students throughout campus, as well as encourage participation in school meal programs. This action will result in increased and improved services, particularly for our low-income students, who may not have access to nutritious meals and are experiencing poor health outcomes.

- Goal 2: Action 2: Professional development for high-quality instruction

Professional development will occur at the MPS organizational level and within the school. In addition to ongoing professional development activities that support efforts to increase student academic performance, all staff will be provided with multiple opportunities to grow professionally through induction processes, regular collaboration with colleagues, and curricular support. This involves instructional leadership, common walkthrough protocols using the TeachBoost software, and professional feedback to promote a cycle of continuous improvement, as well as supports for high quality delivery of the program that enables differentiation, particularly for unduplicated students

and students with exceptional needs.

- Goal 2: Action 3: MTSS - Academic enrichment, intervention and student support

Charter School will implement MTSS as a systemic, continuous improvement framework in which data-based problem-solving and decision making is practiced across all levels of the educational system for supporting students. Targeted interventions will be utilized to create a high-quality differentiated environment where students are supported to engage at their optimal levels. Charter School will provide additional supports and interventions to all students, including but not limited to, 1-1 or small group interventions, targeted support via evidence-based supplemental intervention/enrichment materials and technology (reading, math, etc.), co-taught classes, Power English/Power Math classes, Study Skills, additional support during SSR/Advisory, before and after school tutoring, Saturday classes, and summer programs. SSPT, 504, and other support meetings will be coordinated among teachers and support roles (resource teachers, EL coordinator, department chairs, etc.) These student supports and interventions will provide increased and improved services for all our unduplicated students who would need the extra support and attention.

- Goal 2: Action 4: Designated and integrated ELD programs

Charter School will provide services to ELs by proficiency level and provide ELD instruction aligned to the CA ELD standards and framework. Charter School will provide our ELs with core and supplemental ELD instructional materials and provide our teachers with PD focused on ELD standards. Our EL coordinator will monitor EL student progress in program implementation according to our EL Master Plan. Charter School teachers will provide instruction using designated and integrated ELD instructional strategies as outlined in the CHATS framework (and other research-based strategies such as SDAIE) to all students, including ELs. Charter School will provide culturally and linguistically relevant materials for students. ELs will receive further in-class instructional support which includes one-on-one teacher support and small group instruction. Charter School will strive to provide bilingual instructional assistants to provide primary language support to enable students to access content area instruction while gaining language proficiency. Charter School will ensure that teachers participate in PD on ELD instructional strategies and CHATS framework. Charter School will provide regular and timely communication with families of EL students regarding annual assessments, program supports and services, and students' progress toward reclassification. This notification will include, but is not limited to, annual parent notification letters, quarterly ELAC meetings, and parent-teacher conferences. These supports and services will provide increased and improved services for our English learners.

- Goal 3: Action 1: College/Career readiness programs and activities

Charter School will promote a college-going culture through college visits, college/career days, and other college related activities. These services are particularly helpful for first-generation college-bound students who lack parental support strategies and experience financial constraints.

- Goal 3: Action 2: STEAM and GATE programs

Charter School will offer STEAM and GATE programs and activities, including Accelerated/Advanced Math course and club. Students will be provided opportunities during the day and after school to create or demonstrate a STEAM focused project, experiment, model or demo. We will also provide information and access to quality out-of-school STEAM activities and achievements. Charter School will design and implement engineering-related courses and activities, such as Code.org activities, Project Lead the Way (PLTW) programs, Robotics, etc. Unduplicated students will receive increased and improved support through access to supplemental STEAM programs and activities.

- Goal 3: Action 3: Digital literacy and citizenship programs

Charter School will educate our students and staff in digital literacy so that they adapt, create, consume, and connect in productive, responsible ways to utilize technology in academic, social, and professional settings. Charter School will offer Computer/Digital Literacy classes and/or blended learning experiences for our students. Teachers will participate in PD on Blended Learning and technology will be kept up to date. Students will be provided with opportunities to expand their literacy, computational, and communication skills with digital media; they will be writing advanced essays, conducting internet research, engaging in data collection, presenting ideas and drawing conclusions. Charter School staff will teach and model safe, savvy, and social digital citizenship; topics include, but are not limited to, using technology applications; digital footprint, privacy, and security; digital rights and responsibilities; using social media responsibly and digital etiquette. These activities will result in increased and improved services for our unduplicated students by expanding their knowledge and skills in an ever-evolving digital world.

- Goal 3: Action 4: Physical education, activity, and fitness

Charter School will provide students with physical education, using an age-appropriate, sequential PE curriculum consistent with state standards for PE. The curriculum will promote the benefits of a physically active lifestyle and will help students develop skills to engage in lifelong healthy habits, as well as incorporate essential health education concepts. Charter School will offer recess before lunch and students will be provided with periodic opportunities to be active or to stretch throughout the day on all or most days during a typical school week. To the extent practicable, Charter School will ensure that its grounds and facilities are safe, and that equipment is available to students to be active. Charter School will offer opportunities for students to participate in physical activity either before and/or after the school day (or both) through a variety of methods such as physical activity/sports clubs, intramurals or interscholastic sports, etc. Charter School will adhere to the MPS Wellness Policy guidelines on physical education, activity, and fitness. These activities will result in increased and improved services, particularly for our low-income students who may not have a physically active and healthy lifestyle.

- Goal 3: Action 5: Additional programs and activities that support well-rounded education

In an effort to provide well-rounded education to our students, Charter School will strive to offer additional programs such as elective courses, arts, music, civics, languages other than English, clubs, etc. It is important that all our students, particularly unduplicated students, are provided with experiential learning opportunities, including but not limited to, instructional field trips, internships, community service programs, clubs, etc. Charter School teachers and other staff will offer after school clubs for enrichment in the areas of, including, but not limited to, math, science, technology, engineering, ELA, languages other than English and culture, sports, visual and performing arts, community service, and others. These well-rounded programs and activities will result in increased and improved services for our unduplicated students.

- Goal 4: Action 1: Seeking family input for decision making

Charter School will hold periodic meetings to gather input from our families. Information/input sessions include Parent Advisory Committee (PAC) meetings, Parent Task Force (PTF) meetings, School Site Council (SSC) meetings, English Learner Advisory Committee (ELAC) meetings, Coffee with the Principal meetings, and Board of Directors meetings. Parents on our PTF and SSC also serve as our Parent Advisory Committee (PAC) for LCAP. Along with ELAC, such committees provide for representation of students in need (low income, English learners, foster youth, etc.) Feedback from our PAC, SSC, and ELAC provides valuable input for the LCAP. Charter School chooses to utilize the LCAP to serve as the SPSA. Charter School will also hold an annual meeting to inform parents and collect feedback about LCAP goals and actions, data and needs assessments, Title-funded activities and budgets, UCP, parent involvement policy and school-student-parent compact. In addition, Charter School will conduct parent surveys to seek feedback on school improvement. These activities will result in

increased and improved services for our unduplicated students and their families.

- Goal 4: Action 2: Building partnerships with families for student outcomes

Charter School will build trusting and respectful relationships with parents through activities/events, including Student/Parent Orientation, Back to School Night, and parent conferences to promote parental participation in programs. Administrators will greet all students and parents in the mornings during student drop off and have an open-door policy welcoming all parents. Charter School will provide parents with access to course materials, homework assignments, projects, and records of students' grades through our SIS. Charter School will communicate further with the parents of students who are performing below grade level. Our teachers, administrators, and classified staff will visit students at their homes to discuss student progress and enhance student learning and involvement. Charter School will schedule annual workshops for parents as well as additional workshops for parents of EL and immigrant students. Topics to be covered include, but are not limited to, the school's EL Master Plan, stages of language acquisition, state testing, college application, using SIS to check student progress, study habits, and family literacy. Charter School will use a variety of communication channels to connect with families in a language that is understandable and accessible to them. A parent communication software will be utilized for voice and text communications, email, and push notifications. We will provide language translators at parent meetings to the extent practicable. These activities will result in increased and improved services for our unduplicated students and their families.

- Goal 4: Action 3: MTSS - PBIS and SEL support

Charter School will provide a safe, nurturing, and engaging learning environment for all our students and families. Academic and social-emotional support will be provided to address student needs as well as instructional materials including free uniforms. Students who are homeless, experiencing housing instability, are in foster care or experiencing personal/family crisis or have other special needs will be cared for in our supportive school community. Charter School will offer a Life Skills/Character Education program that provides students with valuable skills to support academic excellence and social skill development. Teachers will establish classroom management procedures, foster positive relationships, and help create an atmosphere of trust, respect, and high expectations. Charter School will implement a positive and equitable student responsibility and behavior system with teaching, intervention and prevention strategies and protocols that are clear, fair, incremental, restorative, and culturally responsive. Charter School will celebrate student and school achievements and organize recognition assemblies and other schoolwide culture-building activities. Charter School will inform parents and students of attendance policies specified in the Student/Parent Handbook and encourage and support student attendance. Charter School will also implement the CORE DISTRICTS SEL Survey instrument in the fall and spring annually to assess the following social-emotional competencies: growth mindset, self-efficacy, self-management, and social awareness. As part of our MTSS efforts, school leadership, teachers, and support staff will analyze student SEL survey results in the fall to provide our students with targeted social-emotional support and then measure student responses again in the spring to measure growth, identify greatest progress and needs in order to inform our next steps. These activities will result in increased and improved PBIS and SEL support for our unduplicated students, as well as additional supports for homeless and immigrant students.

- Goal 4: Action 4: Annual stakeholder surveys

Charter School will annually administer school experience surveys to students, parents, and staff. Charter School will implement the CORE DISTRICTS Survey instrument to assess our stakeholders' perceptions of the following school climate indicators: climate of support for academic learning; knowledge and fairness of discipline, rules and norms; safety; and sense of belonging (school connectedness). In addition, we ask our stakeholders open-ended questions about what they like the best and the least about the school and suggestions for

improvement. This feedback instrument provides all staff and school leaders with valuable information about how students see their classes, how much parents are involved, how supported staff feel and how to facilitate improvement. Our staff will analyze the survey results to identify the greatest progress and needs in order to inform our next steps. The surveys help identify and plan for increased and improved services for our unduplicated students and their families.

- Goal 4: Action 5: Community outreach and partnerships

Charter School will establish community, business, institutional and civic partnerships that invest in and support the vision and goals of the school. School staff will participate in local activities that engage community members and staff in communicating school successes to the broader community. Charter School will secure community support to sustain existing resources and add new resources that address emerging student needs. Charter School leadership will actively develop relationships with a range of stakeholders, policymakers, and researchers to identify and address issues, trends, and potential changes that affect the context and conduct of education. These activities result in increased and improved resources for our unduplicated students.

Total Expenditures Table

LCFF Funds	Other State Funds	Local Funds	Federal Funds	Total Funds
\$729,841.00	\$262,510.00		\$681,535.00	\$1,673,886.00

Totals:	Total Personnel	Total Non-personnel
Totals:	\$1,103,767.00	\$570,119.00

Goal	Action #	Student Group(s)	Title	LCFF Funds	Other State Funds	Local Funds	Federal Funds	Total Funds
1	1	All	Teacher assignments and credentials	\$10,300.00				\$10,300.00
1	2	All	Instructional materials and technology	\$77,287.00	\$5,000.00			\$82,287.00
1	3		Clean and safe facilities that support learning	\$255,000.00				\$255,000.00
1	4	Low Income	Healthy and nutritious meals	\$9,000.00				\$9,000.00
1	5	All	Well-orchestrated Home Office support services	\$71,896.00				\$71,896.00
2	1	All	Broad course of study and standards-based curriculum	\$24,166.00	\$14,156.00		\$413,697.00	\$452,019.00
2	2	English Learners Foster Youth Low Income	Professional development for high-quality instruction	\$12,000.00			\$3,616.00	\$15,616.00
2	3	English Learners Foster Youth Low Income	MTSS - Academic enrichment, intervention, and student support	\$159,439.00	\$86,468.00		\$21,993.00	\$267,900.00
2	4	English Learners	Designated and integrated ELD programs	\$89,107.00			\$4,705.00	\$93,812.00
2	5	Students with Disabilities	Support for students with disabilities		\$153,886.00		\$9,290.00	\$163,176.00
3	1	English Learners Foster Youth Low Income	College/Career readiness programs and activities					

Goal	Action #	Student Group(s)	Title	LCFF Funds	Other State Funds	Local Funds	Federal Funds	Total Funds
3	2	English Learners Foster Youth Low Income	STEAM and GATE programs					
3	3	English Learners Foster Youth Low Income	Digital literacy and citizenship programs				\$2,000.00	\$2,000.00
3	4	Low Income	Physical education, activity, and fitness				\$120,105.00	\$120,105.00
3	5	English Learners Foster Youth Low Income	Additional programs and activities that support well-rounded education	\$1,000.00			\$2,000.00	\$3,000.00
4	1	English Learners Foster Youth Low Income	Seeking family input for decision making					
4	2		Building partnerships with families for student outcomes	\$8,240.00	\$3,000.00		\$103,129.00	\$114,369.00
4	3	English Learners Foster Youth Low Income	MTSS - PBIS and SEL support	\$8,906.00			\$1,000.00	\$9,906.00
4	4	English Learners Foster Youth Low Income	Annual stakeholder surveys	\$1,000.00				\$1,000.00
4	5	English Learners Foster Youth Low Income	Community outreach and partnerships	\$2,500.00				\$2,500.00

Contributing Expenditures Tables

Totals by Type	Total LCFF Funds	Total Funds
Total:	\$282,952.00	\$524,839.00
LEA-wide Total:	\$282,952.00	\$524,839.00
Limited Total:	\$0.00	\$0.00
Schoolwide Total:	\$0.00	\$0.00

Goal	Action #	Action Title	Scope	Unduplicated Student Group(s)	Location	LCFF Funds	Total Funds
1	4	Healthy and nutritious meals	LEA-wide	Low Income	All Schools	\$9,000.00	\$9,000.00
2	2	Professional development for high-quality instruction	LEA-wide	English Learners Foster Youth Low Income	All Schools	\$12,000.00	\$15,616.00
2	3	MTSS - Academic enrichment, intervention, and student support	LEA-wide	English Learners Foster Youth Low Income	All Schools	\$159,439.00	\$267,900.00
2	4	Designated and integrated ELD programs	LEA-wide	English Learners	All Schools	\$89,107.00	\$93,812.00
3	1	College/Career readiness programs and activities	LEA-wide	English Learners Foster Youth Low Income	All Schools		
3	2	STEAM and GATE programs	LEA-wide	English Learners Foster Youth Low Income	All Schools		
3	3	Digital literacy and citizenship programs	LEA-wide	English Learners Foster Youth Low Income	All Schools		\$2,000.00
3	4	Physical education, activity, and fitness	LEA-wide	Low Income	All Schools		\$120,105.00

Goal	Action #	Action Title	Scope	Unduplicated Student Group(s)	Location	LCFF Funds	Total Funds
3	5	Additional programs and activities that support well-rounded education	LEA-wide	English Learners Foster Youth Low Income	All Schools	\$1,000.00	\$3,000.00
4	1	Seeking family input for decision making	LEA-wide	English Learners Foster Youth Low Income	All Schools		
4	3	MTSS - PBIS and SEL support	LEA-wide	English Learners Foster Youth Low Income	All Schools	\$8,906.00	\$9,906.00
4	4	Annual stakeholder surveys	LEA-wide	English Learners Foster Youth Low Income	All Schools	\$1,000.00	\$1,000.00
4	5	Community outreach and partnerships	LEA-wide	English Learners Foster Youth Low Income	All Schools	\$2,500.00	\$2,500.00

Annual Update Table Year 1 [2021-22]

Annual update of the 2021-22 goals will occur during the 2022-23 update cycle.

Last Year's Goal #	Last Year's Action #	Prior Action/Service Title	Contributed to Increased or Improved Services?	Last Year's Total Planned Expenditures	Total Estimated Actual Expenditures
			Totals:	Planned Expenditure Total	Estimated Actual Total
			Totals:		

Instructions

[Plan Summary](#)

[Stakeholder Engagement](#)

[Goals and Actions](#)

[Increased or Improved Services for Foster Youth, English Learners, and Low-Income Students](#)

For additional questions or technical assistance related to the completion of the LCAP template, please contact the local COE, or the California Department of Education's (CDE's) Local Agency Systems Support Office by phone at 916-319-0809 or by email at lcff@cde.ca.gov.

Introduction and Instructions

The Local Control Funding Formula (LCFF) requires LEAs to engage their local stakeholders in an annual planning process to evaluate their progress within eight state priority areas encompassing all statutory metrics (COEs have ten state priorities). LEAs document the results of this planning process in the Local Control and Accountability Plan (LCAP) using the template adopted by the State Board of Education.

The LCAP development process serves three distinct, but related functions:

- **Comprehensive Strategic Planning:** The process of developing and annually updating the LCAP supports comprehensive strategic planning (California *Education Code* [EC] 52064(e)(1)). Strategic planning that is comprehensive connects budgetary decisions to teaching and learning performance data. Local educational agencies (LEAs) should continually evaluate the hard choices they make about the use of limited resources to meet student and community needs to ensure opportunities and outcomes are improved for all students.
- **Meaningful Stakeholder Engagement:** The LCAP development process should result in an LCAP that reflects decisions made through meaningful stakeholder engagement (EC 52064(e)(1)). Local stakeholders possess valuable perspectives and insights about an LEA's programs and services. Effective strategic planning will incorporate these perspectives and insights in order to identify potential goals and actions to be included in the LCAP.
- **Accountability and Compliance:** The LCAP serves an important accountability function because aspects of the LCAP template require LEAs to show that they have complied with various requirements specified in the LCFF statutes and regulations, most notably:
 - Demonstrating that LEAs are increasing or improving services for foster youth, English learners, and low-income students in proportion to the amount of additional funding those students generate under LCFF (EC 52064(b)(4-6)).
 - Establishing goals, supported by actions and related expenditures, that address the statutory priority areas and statutory metrics (EC 52064(b)(1) & (2)).

- Annually reviewing and updating the LCAP to reflect progress toward the goals (*EC 52064(b)(7)*).

The LCAP template, like each LEA's final adopted LCAP, is a document, not a process. LEAs must use the template to memorialize the outcome of their LCAP development process, which should: (a) reflect comprehensive strategic planning (b) through meaningful engagement with stakeholders that (c) meets legal requirements, as reflected in the final adopted LCAP. The sections included within the LCAP template do not and cannot reflect the full development process, just as the LCAP template itself is not intended as a stakeholder engagement tool.

If a county superintendent of schools has jurisdiction over a single school district, the county board of education and the governing board of the school district may adopt and file for review and approval a single LCAP consistent with the requirements in *EC* sections 52060, 52062, 52066, 52068, and 52070. The LCAP must clearly articulate to which entity's budget (school district or county superintendent of schools) all budgeted and actual expenditures are aligned.

The revised LCAP template for the 2021–22, 2022–23, and 2023–24 school years reflects statutory changes made through Assembly Bill 1840 (Committee on Budget), Chapter 243, Statutes of 2018. These statutory changes enhance transparency regarding expenditures on actions included in the LCAP, including actions that contribute to meeting the requirement to increase or improve services for foster youth, English learners, and low-income students, and to streamline the information presented within the LCAP to make adopted LCAPs more accessible for stakeholders and the public.

At its most basic, the adopted LCAP should attempt to distill not just what the LEA is doing, but also allow stakeholders to understand why, and whether those strategies are leading to improved opportunities and outcomes for students. LEAs are strongly encouraged to use language and a level of detail in their adopted LCAPs intended to be meaningful and accessible for the LEA's diverse stakeholders and the broader public.

In developing and finalizing the LCAP for adoption, LEAs are encouraged to keep the following overarching frame at the forefront of the strategic planning and stakeholder engagement functions:

Given present performance across the state priorities and on indicators in the California School Dashboard, how is the LEA using its budgetary resources to respond to student and community needs, and address any performance gaps, including by meeting its obligation to increase or improve services for foster youth, English learners, and low-income students?

LEAs are encouraged to focus on a set of metrics or a set of actions that the LEA believes, based on input gathered from stakeholders, research, and experience, will have the biggest impact on behalf of its students.

These instructions address the requirements for each section of the LCAP, but may include information about effective practices when developing the LCAP and completing the LCAP itself. Additionally, information is included at the beginning of each section emphasizing the purpose that each section serves.

Plan Summary

Purpose

A well-developed Plan Summary section provides a meaningful context for the LCAP. This section provides information about an LEA's community as well as relevant information about student needs and performance. In order to provide a meaningful context for the rest of the LCAP, the content of this section should be clearly and meaningfully related to the content included in the subsequent sections of the LCAP.

Requirements and Instructions

General Information – Briefly describe the students and community. For example, information about an LEA in terms of geography, enrollment, or employment, the number and size of specific schools, recent community challenges, and other such information as an LEA wishes to include can enable a reader to more fully understand an LEA's LCAP.

Reflections: Successes – Based on a review of performance on the state indicators and local performance indicators included in the Dashboard, progress toward LCAP goals, local self-assessment tools, stakeholder input, and any other information, what progress is the LEA most proud of and how does the LEA plan to maintain or build upon that success? This may include identifying specific examples of how past increases or improvements in services for foster youth, English learners, and low-income students have led to improved performance for these students.

Reflections: Identified Need – Referring to the Dashboard, identify: (a) any state indicator for which overall performance was in the “Red” or “Orange” performance category or any local indicator where the LEA received a “Not Met” or “Not Met for Two or More Years” rating AND (b) any state indicator for which performance for any student group was two or more performance levels below the “all student” performance. What steps is the LEA planning to take to address these areas of low performance and performance gaps? Other needs may be identified using locally collected data including data collected to inform the self-reflection tools and reporting local indicators on the Dashboard.

LCAP Highlights – Identify and briefly summarize the key features of this year's LCAP.

Comprehensive Support and Improvement – An LEA with a school or schools identified for comprehensive support and improvement (CSI) under the Every Student Succeeds Act must respond to the following prompts:

- **Schools Identified:** Identify the schools within the LEA that have been identified for CSI.
- **Support for Identified Schools:** Describe how the LEA has or will support the identified schools in developing CSI plans that included a school-level needs assessment, evidence-based interventions, and the identification of any resource inequities to be addressed through the implementation of the CSI plan.
- **Monitoring and Evaluating Effectiveness:** Describe how the LEA will monitor and evaluate the implementation and effectiveness of the CSI plan to support student and school improvement.

Stakeholder Engagement

Purpose

Significant and purposeful engagement of parents, students, educators, and other stakeholders, including those representing the student groups identified by LCFF, is critical to the development of the LCAP and the budget process. Consistent with statute, such stakeholder engagement should support comprehensive strategic planning, accountability, and improvement across the state priorities and locally identified priorities (EC 52064(e)(1)). Stakeholder engagement is an ongoing, annual process.

This section is designed to reflect how stakeholder engagement influenced the decisions reflected in the adopted LCAP. The goal is to allow stakeholders that participated in the LCAP development process and the broader public understand how the LEA engaged stakeholders and the impact of that engagement. LEAs are encouraged to keep this goal in the forefront when completing this section.

Statute and regulations specify the stakeholder groups that school districts and COEs must consult when developing the LCAP: teachers, principals, administrators, other school personnel, local bargaining units of the LEA, parents, and students. Before adopting the LCAP, school districts and COEs must share it with the Parent Advisory Committee and, if applicable, to its English Learner Parent Advisory Committee. The superintendent is required by statute to respond in writing to the comments received from these committees. School districts and COEs must also consult with the special education local plan area administrator(s) when developing the LCAP. Statute requires charter schools to consult with teachers, principals, administrators, other school personnel, parents, and students in developing the LCAP. The LCAP should also be shared with, and LEAs should request input from, schoolsite-level advisory groups, as applicable (e.g., schoolsite councils, English Learner Advisory Councils, student advisory groups, etc.), to facilitate alignment between schoolsite and district-level goals and actions.

Information and resources that support effective stakeholder engagement, define student consultation, and provide the requirements for advisory group composition, can be found under Resources on the following web page of the CDE's website: <https://www.cde.ca.gov/re/lc/>.

Requirements and Instructions

Below is an excerpt from the 2018–19 *Guide for Annual Audits of K–12 Local Education Agencies and State Compliance Reporting*, which is provided to highlight the legal requirements for stakeholder engagement in the LCAP development process:

Local Control and Accountability Plan:

For county offices of education and school districts only, verify the LEA:

- a) Presented the local control and accountability plan to the parent advisory committee in accordance with Education Code section 52062(a)(1) or 52068(a)(1), as appropriate.
- b) If applicable, presented the local control and accountability plan to the English learner parent advisory committee, in accordance with Education Code section 52062(a)(2) or 52068(a)(2), as appropriate.

- c) Notified members of the public of the opportunity to submit comments regarding specific actions and expenditures proposed to be included in the local control and accountability plan in accordance with Education Code section 52062(a)(3) or 52068(a)(3), as appropriate.
- d) Held at least one public hearing in accordance with Education Code section 52062(b)(1) or 52068(b)(1), as appropriate.
- e) Adopted the local control and accountability plan in a public meeting in accordance with Education Code section 52062(b)(2) or 52068(b)(2), as appropriate.

Prompt 1: “A summary of the stakeholder process and how the stakeholder engagement was considered before finalizing the LCAP.”

Describe the stakeholder engagement process used by the LEA to involve stakeholders in the development of the LCAP, including, at a minimum, describing how the LEA met its obligation to consult with all statutorily required stakeholder groups as applicable to the type of LEA. A sufficient response to this prompt must include general information about the timeline of the process and meetings or other engagement strategies with stakeholders. A response may also include information about an LEA’s philosophical approach to stakeholder engagement.

Prompt 2: “A summary of the feedback provided by specific stakeholder groups.”

Describe and summarize the stakeholder feedback provided by specific stakeholders. A sufficient response to this prompt will indicate ideas, trends, or inputs that emerged from an analysis of the feedback received from stakeholders.

Prompt 3: “A description of the aspects of the LCAP that were influenced by specific stakeholder input.”

A sufficient response to this prompt will provide stakeholders and the public clear, specific information about how the stakeholder engagement process influenced the development of the LCAP. The response must describe aspects of the LCAP that were influenced by or developed in response to the stakeholder feedback described in response to Prompt 2. This may include a description of how the LEA prioritized stakeholder requests within the context of the budgetary resources available or otherwise prioritized areas of focus within the LCAP. For the purposes of this prompt, “aspects” of an LCAP that may have been influenced by stakeholder input can include, but are not necessarily limited to:

- Inclusion of a goal or decision to pursue a Focus Goal (as described below)
- Inclusion of metrics other than the statutorily required metrics
- Determination of the desired outcome on one or more metrics
- Inclusion of performance by one or more student groups in the Measuring and Reporting Results subsection
- Inclusion of action(s) or a group of actions
- Elimination of action(s) or group of actions
- Changes to the level of proposed expenditures for one or more actions
- Inclusion of action(s) as contributing to increased or improved services for unduplicated services
- Determination of effectiveness of the specific actions to achieve the goal
- Determination of material differences in expenditures

- Determination of changes made to a goal for the ensuing LCAP year based on the annual update process
- Determination of challenges or successes in the implementation of actions

Goals and Actions

Purpose

Well-developed goals will clearly communicate to stakeholders what the LEA plans to accomplish, what the LEA plans to do in order to accomplish the goal, and how the LEA will know when it has accomplished the goal. A goal statement, associated metrics and expected outcomes, and the actions included in the goal should be in alignment. The explanation for why the LEA included a goal is an opportunity for LEAs to clearly communicate to stakeholders and the public why, among the various strengths and areas for improvement highlighted by performance data and strategies and actions that could be pursued, the LEA decided to pursue this goal, and the related metrics, expected outcomes, actions, and expenditures.

A well-developed goal can be focused on the performance relative to a metric or metrics for all students, a specific student group(s), narrowing performance gaps, or implementing programs or strategies expected to impact outcomes. LEAs should assess the performance of their student groups when developing goals and the related actions to achieve such goals.

Requirements and Instructions

LEAs should prioritize the goals, specific actions, and related expenditures included within the LCAP within one or more state priorities. LEAs should consider performance on the state and local indicators, including their locally collected and reported data for the local indicators that are included in the Dashboard in determining whether and how to prioritize its goals within the LCAP.

In order to support prioritization of goals, the LCAP template provides LEAs with the option of developing three different kinds of goals:

- **Focus Goal:** A Focus Goal is relatively more concentrated in scope and may focus on a fewer number of metrics to measure improvement. A Focus Goal statement will be time bound and make clear how the goal is to be measured.
- **Broad Goal:** A Broad Goal is relatively less concentrated in its scope and may focus on improving performance across a wide range of metrics.
- **Maintenance of Progress Goal:** A Maintenance of Progress Goal includes actions that may be ongoing without significant changes and allows an LEA to track performance on any metrics not addressed in the other goals of the LCAP.

At a minimum, the LCAP must address all LCFF priorities and associated metrics.

Focus Goal(s)

Goal Description: The description provided for a Focus Goal must be specific, measurable, and time bound. An LEA develops a Focus Goal to address areas of need that may require or benefit from a more specific and data intensive approach. The Focus Goal can explicitly reference the metric(s) by which achievement of the goal will be measured and the time frame according to which the LEA expects to achieve the goal.

Explanation of why the LEA has developed this goal: Explain why the LEA has chosen to prioritize this goal. An explanation must be based on Dashboard data or other locally collected data. LEAs must describe how the LEA identified this goal for focused attention, including relevant consultation with stakeholders. LEAs are encouraged to promote transparency and understanding around the decision to pursue a focus goal.

Broad Goal

Goal Description: Describe what the LEA plans to achieve through the actions included in the goal. The description of a broad goal will be clearly aligned with the expected measurable outcomes included for the goal. The goal description organizes the actions and expected outcomes in a cohesive and consistent manner. A goal description is specific enough to be measurable in either quantitative or qualitative terms. A broad goal is not as specific as a focus goal. While it is specific enough to be measurable, there are many different metrics for measuring progress toward the goal.

Explanation of why the LEA has developed this goal: Explain why the LEA developed this goal and how the actions and metrics grouped together will help achieve the goal.

Maintenance of Progress Goal

Goal Description: Describe how the LEA intends to maintain the progress made in the LCFF State Priorities not addressed by the other goals in the LCAP. Use this type of goal to address the state priorities and applicable metrics not addressed within the other goals in the LCAP. The state priorities and metrics to be addressed in this section are those for which the LEA, in consultation with stakeholders, has determined to maintain actions and monitor progress while focusing implementation efforts on the actions covered by other goals in the LCAP.

Explanation of why the LEA has developed this goal: Explain how the actions will sustain the progress exemplified by the related metrics.

Measuring and Reporting Results:

For each LCAP year, identify the metric(s) that the LEA will use to track progress toward the expected outcomes. LEAs are encouraged to identify metrics for specific student groups, as appropriate, including expected outcomes that would reflect narrowing of any existing performance gaps.

Include in the baseline column the most recent data associated with this metric available at the time of adoption of the LCAP for the first year of the three-year plan. LEAs may use data as reported on the 2019 Dashboard for the baseline of a metric only if that data represents the most recent available (e.g. high school graduation rate).

Using the most recent data available may involve reviewing data the LEA is preparing for submission to the California Longitudinal Pupil Achievement Data System (CALPADS) or data that the LEA has recently submitted to CALPADS. Because final 2020–2021 outcomes on some metrics may not be computable at the time the 2021–24 LCAP is adopted (e.g. graduation rate, suspension rate), the most recent data available may include a point in time calculation taken each year on the same date for comparability purposes.

The baseline data shall remain unchanged throughout the three-year LCAP.

Complete the table as follows:

- **Metric:** Indicate how progress is being measured using a metric.
- **Baseline:** Enter the baseline when completing the LCAP for 2021–22. As described above, the baseline is the most recent data associated with a metric. Indicate the school year to which the data applies, consistent with the instructions above.
- **Year 1 Outcome:** When completing the LCAP for 2022–23, enter the most recent data available. Indicate the school year to which the data applies, consistent with the instructions above.
- **Year 2 Outcome:** When completing the LCAP for 2023–24, enter the most recent data available. Indicate the school year to which the data applies, consistent with the instructions above.
- **Year 3 Outcome:** When completing the LCAP for 2024–25, enter the most recent data available. Indicate the school year to which the data applies, consistent with the instructions above. The 2024–25 LCAP will be the first year in the next three-year cycle. Completing this column will be part of the Annual Update for that year.
- **Desired Outcome for 2023-24:** When completing the first year of the LCAP, enter the desired outcome for the relevant metric the LEA expects to achieve by the end of the 2023–24 LCAP year.

Timeline for completing the “**Measuring and Reporting Results**” part of the Goal.

Metric	Baseline	Year 1 Outcome	Year 2 Outcome	Year 3 Outcome	Desired Outcome for Year 3 (2023-24)
Enter information in this box when completing the LCAP for 2021–22 .	Enter information in this box when completing the LCAP for 2021–22 .	Enter information in this box when completing the LCAP for 2022–23 . Leave blank until then.	Enter information in this box when completing the LCAP for 2023–24 . Leave blank until then.	Enter information in this box when completing the LCAP for 2024–25 . Leave blank until then.	Enter information in this box when completing the LCAP for 2021–22 .

The metrics may be quantitative or qualitative; but at minimum, an LEA’s LCAP must include goals that are measured using all of the applicable metrics for the related state priorities, in each LCAP year as applicable to the type of LEA. To the extent a state priority does not specify one or more metrics (e.g., implementation of state academic content and performance standards), the LEA must identify a metric to use within the LCAP. For these state priorities, LEAs are encouraged to use metrics based on or reported through the relevant self-reflection tool for local indicators within the Dashboard.

Actions: Enter the action number. Provide a short title for the action. This title will also appear in the expenditure tables. Provide a description of the action. Enter the total amount of expenditures associated with this action. Budgeted expenditures from specific fund sources will be provided in the summary expenditure tables. Indicate whether the action contributes to meeting the increase or improved services requirement as described in the Increased or Improved Services section using a “Y” for Yes or an “N” for No. (Note: for each such action offered on an LEA-wide or schoolwide basis, the LEA will need to provide additional information in the Increased or Improved Summary Section to address the requirements in *California Code of Regulations, Title 5 [5 CCR] Section 15496(b)* in the Increased or Improved Services Section of the LCAP).

Actions for English Learners: School districts, COEs, and charter schools that have a numerically significant English learner student subgroup must include specific actions in the LCAP related to, at a minimum, the language acquisition programs, as defined in *EC Section 306*, provided to students and professional development activities specific to English learners.

Actions for Foster Youth: School districts, COEs, and charter schools that have a numerically significant Foster Youth student subgroup are encouraged to include specific actions in the LCAP designed to meet needs specific to Foster Youth students.

Goal Analysis:

Enter the LCAP Year

Using actual annual measurable outcome data, including data from the Dashboard, analyze whether the planned actions were effective in achieving the goal. Respond to the prompts as instructed.

- Describe the overall implementation of the actions to achieve the articulated goal. Include a discussion of relevant challenges and successes experienced with the implementation process. This must include any instance where the LEA did not implement a planned action or implemented a planned action in a manner that differs substantively from how it was described in the adopted LCAP.
- Explain material differences between Budgeted Expenditures and Estimated Actual Expenditures. Minor variances in expenditures do not need to be addressed, and a dollar-for-dollar accounting is not required.
- Describe the effectiveness of the specific actions to achieve the articulated goal as measured by the LEA. In some cases, not all actions in a goal will be intended to improve performance on all of the metrics associated with the goal. When responding to this prompt, LEAs may assess the effectiveness of a single action or group of actions within the goal in the context of performance on a single metric or group of specific metrics within the goal that are applicable to the action(s). Grouping actions with metrics will allow for more robust analysis of whether the strategy the LEA is using to impact a specified set of metrics is working and increase transparency for stakeholders. LEAs are encouraged to use such an approach when goals include multiple actions and metrics that are not closely associated.
- Describe any changes made to this goal, expected outcomes, metrics, or actions to achieve this goal as a result of this analysis and analysis of the data provided in the Dashboard or other local data, as applicable.

Increased or Improved Services for Foster Youth, English Learners, and Low-Income Students

Purpose

A well-written Increased or Improved Services section provides stakeholders with a comprehensive description, within a single dedicated section, of how an LEA plans to increase or improved services for its unduplicated students as compared to all students and how LEA-wide or schoolwide actions identified for this purpose meet regulatory requirements. Descriptions provided should include sufficient detail yet be sufficiently succinct to promote a broader understanding of stakeholders to facilitate their ability to provide input. An LEA's description in this section must align with the actions included in the Goals and Actions section as contributing.

Requirements and Instructions

This section must be completed for each LCAP year.

When developing the LCAP in year 2 or year 3, copy the "Increased or Improved Services" section and enter the appropriate LCAP year. Using the copy of the section, complete the section as required for the relevant LCAP year. Retain all prior year sections for each of the three years within the LCAP.

Percentage to Increase or Improve Services: Identify the percentage by which services for unduplicated pupils must be increased or improved as compared to the services provided to all students in the LCAP year as calculated pursuant to 5 CCR Section 15496(a)(7).

Increased Apportionment based on the enrollment of Foster Youth, English Learners, and Low-Income Students: Specify the estimate of the amount of funds apportioned on the basis of the number and concentration of unduplicated pupils for the LCAP year.

Required Descriptions:

For each action being provided to an entire school, or across the entire school district or county office of education (COE), an explanation of (1) how the needs of foster youth, English learners, and low-income students were considered first, and (2) how these actions are effective in meeting the goals for these students.

For each action included in the Goals and Actions section as contributing to the increased or improved services requirement for unduplicated pupils and provided on an LEA-wide or schoolwide basis, the LEA must include an explanation consistent with 5 CCR Section 15496(b). For any such actions continued into the 2021–24 LCAP from the 2017–2020 LCAP, the LEA must determine whether or not the action was effective as expected, and this determination must reflect evidence of outcome data or actual implementation to date.

Principally Directed and Effective: An LEA demonstrates how an action is principally directed towards and effective in meeting the LEA’s goals for unduplicated students when the LEA explains how:

- It considers the needs, conditions, or circumstances of its unduplicated pupils;
- The action, or aspect(s) of the action (including, for example, its design, content, methods, or location), is based on these considerations; and
- The action is intended to help achieve an expected measurable outcome of the associated goal.

As such, the response provided in this section may rely on a needs assessment of unduplicated students.

Conclusory statements that a service will help achieve an expected outcome for the goal, without an explicit connection or further explanation as to how, are not sufficient. Further, simply stating that an LEA has a high enrollment percentage of a specific student group or groups does not meet the increase or improve services standard because enrolling students is not the same as serving students.

For example, if an LEA determines that low-income students have a significantly lower attendance rate than the attendance rate for all students, it might justify LEA-wide or schoolwide actions to address this area of need in the following way:

After assessing the needs, conditions, and circumstances of our low-income students, we learned that the attendance rate of our low-income students is 7% lower than the attendance rate for all students. (Needs, Conditions, Circumstances [Principally Directed])

In order to address this condition of our low-income students, we will develop and implement a new attendance program that is designed to address some of the major causes of absenteeism, including lack of reliable transportation and food, as well as a school

climate that does not emphasize the importance of attendance. Goal N, Actions X, Y, and Z provide additional transportation and nutritional resources as well as a districtwide educational campaign on the benefits of high attendance rates. (Contributing Action(s))

These actions are being provided on an LEA-wide basis and we expect/hope that all students with less than a 100% attendance rate will benefit. However, because of the significantly lower attendance rate of low-income students, and because the actions meet needs most associated with the chronic stresses and experiences of a socio-economically disadvantaged status, we expect that the attendance rate for our low-income students will increase significantly more than the average attendance rate of all other students. (Measurable Outcomes [Effective In])

COEs and Charter Schools: Describe how actions included as contributing to meeting the increased or improved services requirement on an LEA-wide basis are principally directed to and effective in meeting its goals for unduplicated pupils in the state and any local priorities as described above. In the case of COEs and charter schools, schoolwide and LEA-wide are considered to be synonymous.

For School Districts Only:

Actions Provided on an LEA-Wide Basis:

Unduplicated Percentage > 55%: For school districts with an unduplicated pupil percentage of 55% or more, describe how these actions are principally directed to and effective in meeting its goals for unduplicated pupils in the state and any local priorities as described above.

Unduplicated Percentage < 55%: For school districts with an unduplicated pupil percentage of less than 55%, describe how these actions are principally directed to and effective in meeting its goals for unduplicated pupils in the state and any local priorities. Also describe how the actions **are the most effective use of the funds** to meet these goals for its unduplicated pupils. Provide the basis for this determination, including any alternatives considered, supporting research, experience, or educational theory.

Actions Provided on a Schoolwide Basis:

School Districts must identify in the description those actions being funded and provided on a schoolwide basis, and include the required description supporting the use of the funds on a schoolwide basis.

For schools with 40% or more enrollment of unduplicated pupils: Describe how these actions are principally directed to and effective in meeting its goals for its unduplicated pupils in the state and any local priorities.

For school districts expending funds on a schoolwide basis at a school with less than 40% enrollment of unduplicated pupils: Describe how these actions are principally directed to and how the actions are the most effective use of the funds to meet its goals for foster youth, English learners, and low-income students in the state and any local priorities.

“A description of how services for foster youth, English learners, and low-income students are being increased or improved by the percentage required.”

Consistent with the requirements of 5 CCR Section 15496, describe how services provided for unduplicated pupils are increased or improved by at least the percentage calculated as compared to the services provided for all students in the LCAP year. To improve services means to grow services in quality and to increase services means to grow services in quantity. Services are increased or improved by those actions in the LCAP that are included in the Goals and Actions section as contributing to the increased or improved services requirement. This description must address how these action(s) are expected to result in the required proportional increase or improvement in services for unduplicated pupils as compared to the services the LEA provides to all students for the relevant LCAP year.

Expenditure Tables

Complete the Data Entry table for each action in the LCAP. The information entered into this table will automatically populate the other Expenditure Tables. All information is entered into the Data Entry table. Do not enter data into the other tables.

The following expenditure tables are required to be included in the LCAP as adopted by the local governing board or governing body:

- Table 1: Actions
- Table 2: Total Expenditures
- Table 3: Contributing Expenditures
- Table 4: Annual Update Expenditures

The Data Entry table may be included in the LCAP as adopted by the local governing board or governing body, but is not required to be included.

In the Data Entry table, provide the following information for each action in the LCAP for the relevant LCAP year:

- **Goal #:** Enter the LCAP Goal number for the action.
- **Action #:** Enter the action's number as indicated in the LCAP Goal.
- **Action Title:** Provide a title of the action.
- **Student Group(s):** Indicate the student group or groups who will be the primary beneficiary of the action by entering "All", or by entering a specific student group or groups.
- **Increased / Improved:** Type "Yes" if the action is included as contributing to meeting the increased or improved services; OR, type "No" if the action is **not** included as contributing to meeting the increased or improved services.
- If "Yes" is entered into the Contributing column, then complete the following columns:

- **Scope:** The scope of an action may be LEA-wide (i.e. districtwide, countywide, or charterwide), schoolwide, or limited. An action that is LEA-wide in scope upgrades the entire educational program of the LEA. An action that is schoolwide in scope upgrades the entire educational program of a single school. An action that is limited in its scope is an action that serves only one or more unduplicated student groups.
- **Unduplicated Student Group(s):** Regardless of scope, contributing actions serve one or more unduplicated student groups. Indicate one or more unduplicated student groups for whom services are being increased or improved as compared to what all students receive.
- **Location:** Identify the location where the action will be provided. If the action is provided to all schools within the LEA, the LEA must indicate “All Schools”. If the action is provided to specific schools within the LEA or specific grade spans only, the LEA must enter “Specific Schools” or “Specific Grade Spans”. Identify the individual school or a subset of schools or grade spans (e.g., all high schools or grades K-5), as appropriate.
- **Time Span:** Enter “ongoing” if the action will be implemented for an indeterminate period of time. Otherwise, indicate the span of time for which the action will be implemented. For example, an LEA might enter “1 Year”, or “2 Years”, or “6 Months”.
- **Personnel Expense:** This column will be automatically calculated based on information provided in the following columns:
 - **Total Personnel:** Enter the total amount of personnel expenditures utilized to implement this action.
 - **Total Non-Personnel:** This amount will be automatically calculated.
- **LCFF Funds:** Enter the total amount of LCFF funds utilized to implement this action, if any. LCFF funds include all funds that make up an LEA’s total LCFF target (i.e. base grant, grade span adjustment, supplemental grant, concentration grant, Targeted Instructional Improvement Block Grant, and Home-To-School Transportation).
- **Other State Funds:** Enter the total amount of Other State Funds utilized to implement this action, if any.
- **Local Funds:** Enter the total amount of Local Funds utilized to implement this action, if any.
- **Federal Funds:** Enter the total amount of Federal Funds utilized to implement this action, if any.
- **Total Funds:** This amount is automatically calculated based on amounts entered in the previous four columns.